



University of Dar es Salaam



# Annual Report

2016 – 2017



**University of Dar es Salaam**

# **ANNUAL REPORT**

## **2016 – 2017**

**February 2018**

## **Vision Statement**

To be a leading centre of intellectual wealth spearheading the quest for sustainable and inclusive development

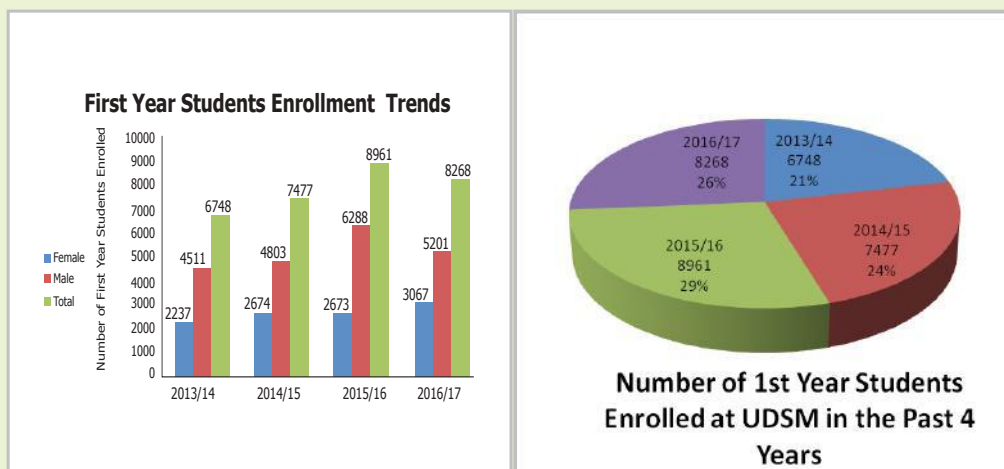
## **Mission Statement**

To advance the economic, social and technological development of Tanzania and beyond through excellent teaching and learning, research and knowledge exchange

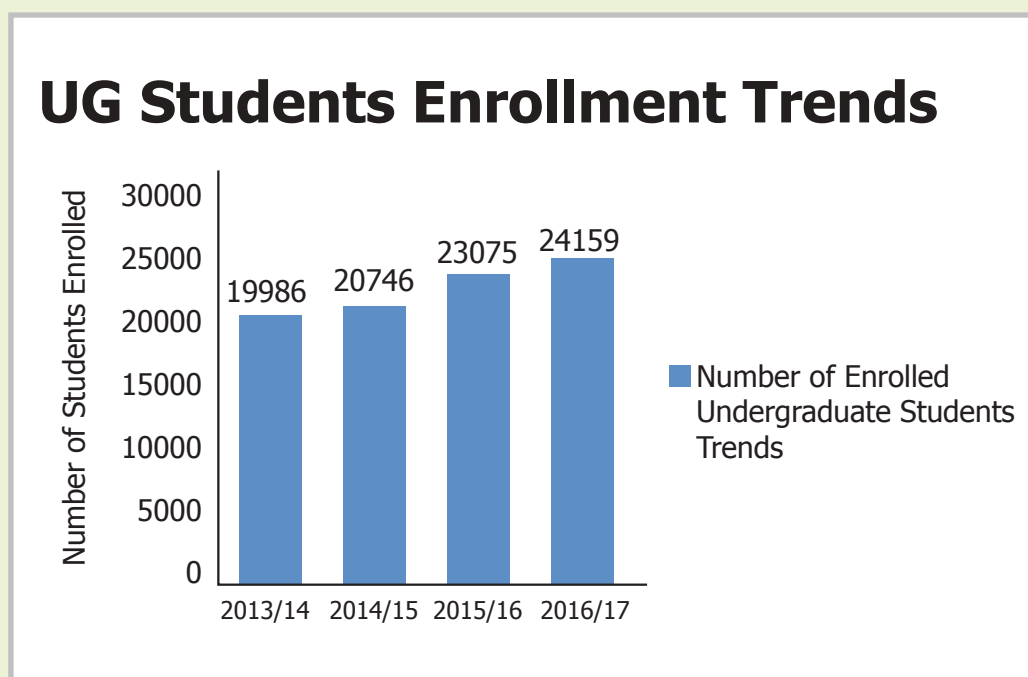
## **Guiding Theme**

The focus of the University of Dar es Salaam activities during the reporting period, continued to be guided by the following theme: “Enhanced quality outputs in teaching, research and public service”

## ANNUAL REPORT 2016/17 HIGHLIGHTS



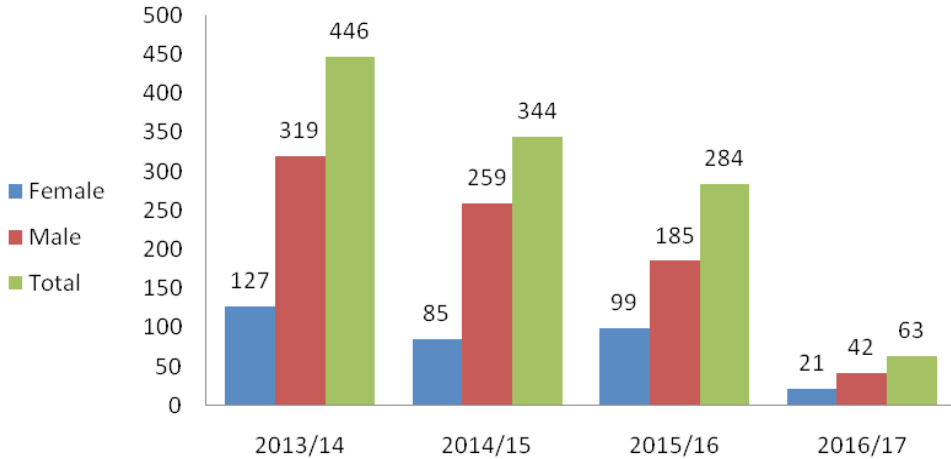
**Fig. 1: 1<sup>st</sup> Year Enrolment Trends in 4 Years**



**Fig. 2: Four Years Undergraduate Enrolment Trends**

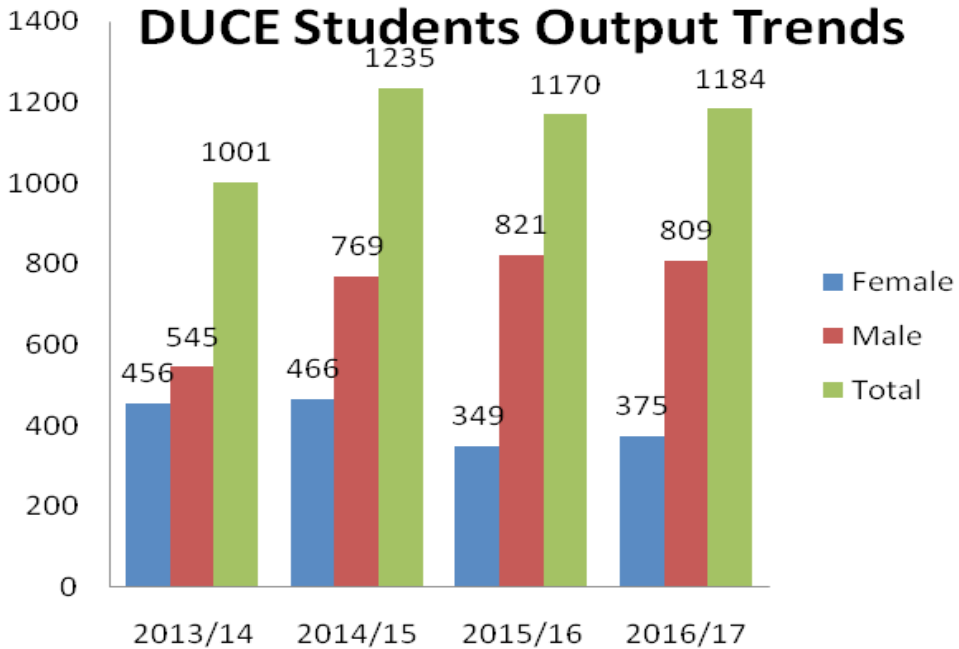
## ANNUAL REPORT 2016/17 HIGHLIGHTS

### Number of Students Registered for Certificate

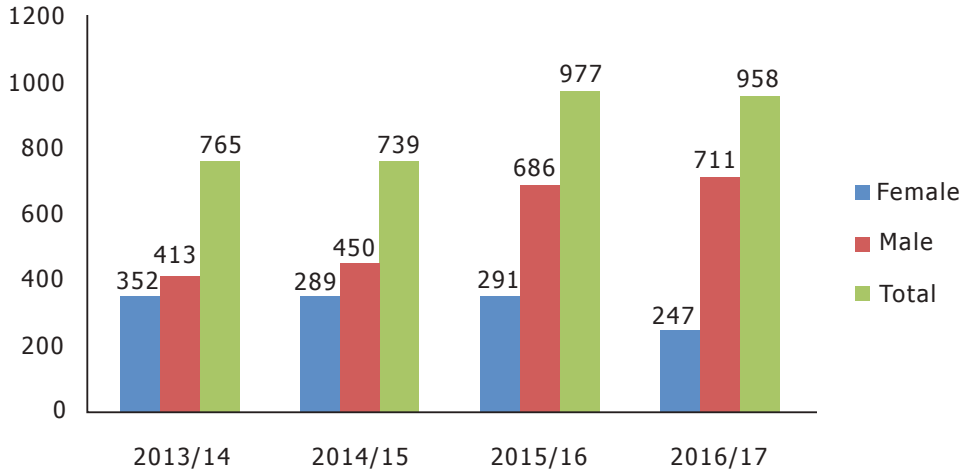


## ANNUAL REPORT 2016/17 HIGHLIGHTS

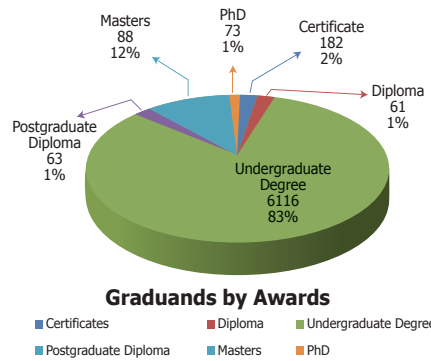
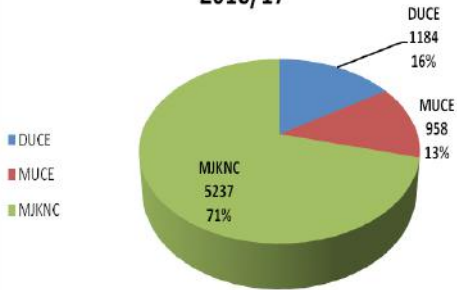
### DUCE Students Output Trends



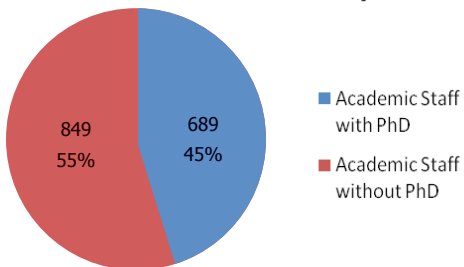
## MUCE Students Output Trends



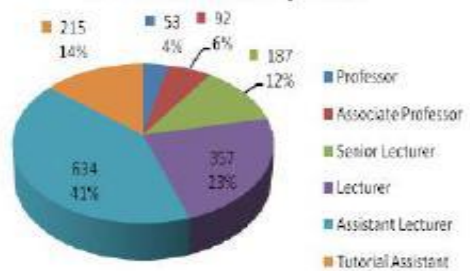
## UDSM Student Output Trends 2016/17



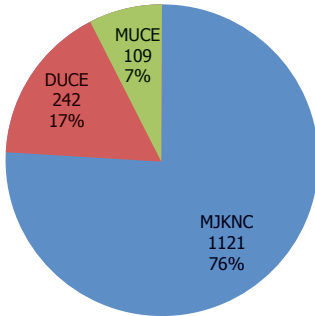
## Academic Staff with and without PhD for 2016/17



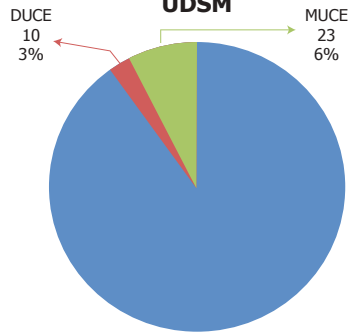
## Academic Staff by Rank



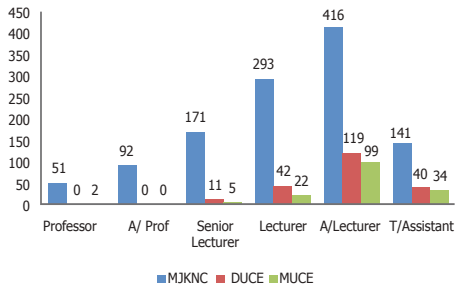
**Distribution of Administrative Staff at UDSM**



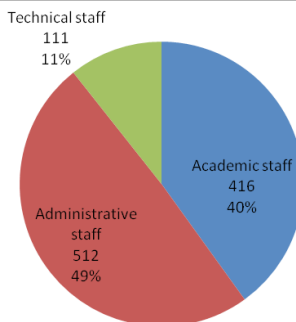
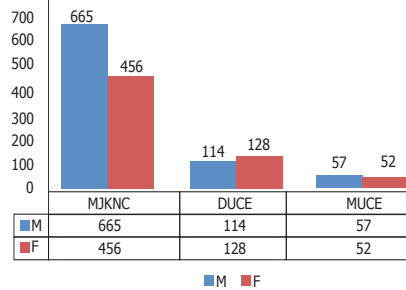
**Distribution of Technical Staff at UDSM**



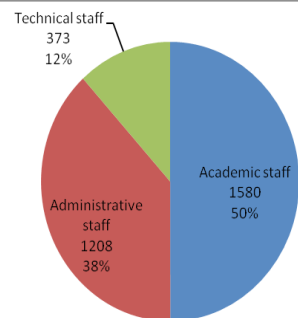
**Distribution of Academic Staff at UDSM**



**Administrative Staff by Gender**



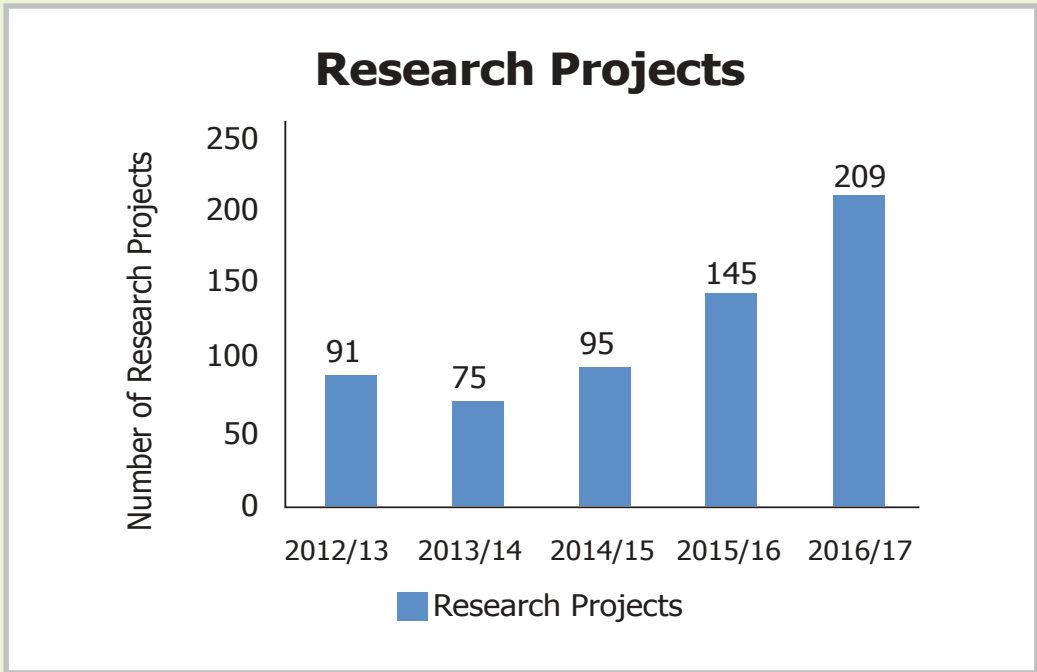
**Staff at UDSM for 2016/17**



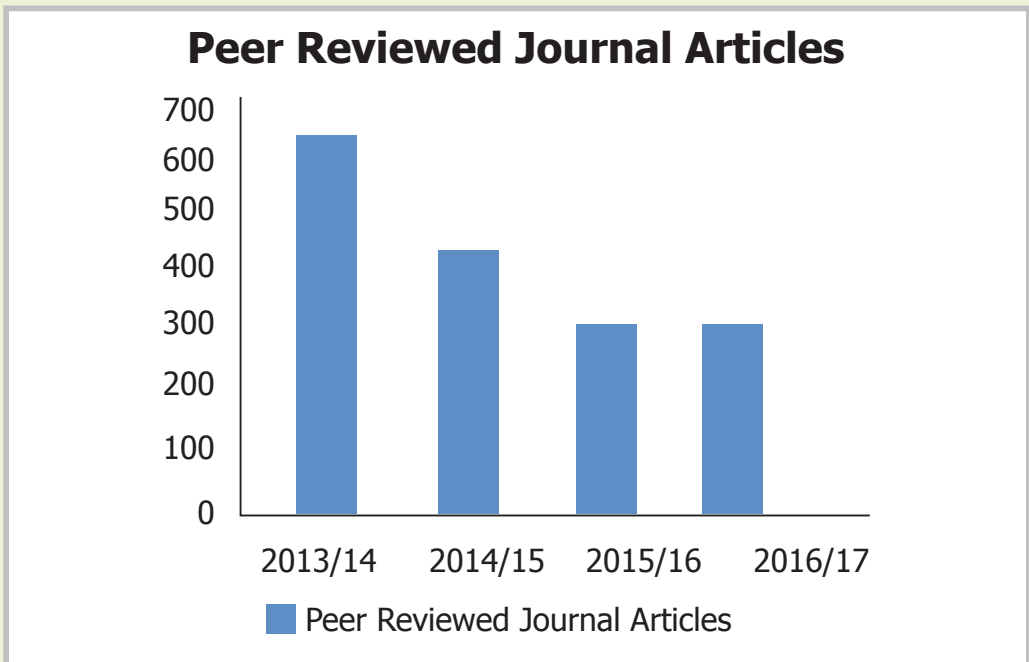
**Staff at UDSM in 2016/17**



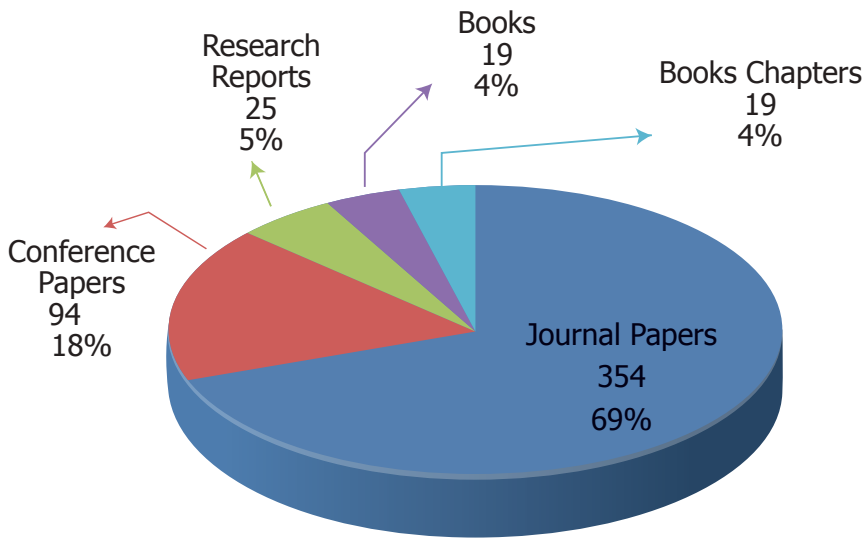
**ANNUAL REPORT 2016/17 HIGHLIGHTS**



**ANNUAL REPORT 2016/17 HIGHLIGHTS**







**Research Outputs for 2016/17**

# CONTENTS

Mission Statement.....	ii
Guiding Theme.....	ii
ANNUAL REPORT 2016/17 HIGHLIGHTS.....	iii
TABLE OF CONTENTS.....	ix
MESSAGE FROM THE CHANCELLOR.....	1
MESSAGE FROM THE CHAIRPERSON OF THE UDSM COUNCIL.....	2
MESSAGE FROM THE VICE CHANCELLOR.....	3
GOVERNANCE.....	5
UDSM ACADEMIC AND ADMINISTRATIVE UNITS.....	10
ACADEMIC ACTIVITIES.....	13
PARTNERSHIP AND COLLABORATION.....	31
HUMAN RESOURCES MANAGEMENT/DEVELOPMENT.....	31
PUBLIC SERVICES AND OUTREACH.....	50
UDSM STUDENTS AND ALUMNI .....	51
CAPITAL DEVELOPMENT.....	52
NEWS DIGEST .....	53
FINANCIAL STATEMENT .....	56
APPENDICES .....	61
Journal of Education, Humanities and Sciences .....	79
Tanzania Journal of Engineering and Technology .....	80
Business Management Review .....	80
Journal of Linguistics and Language in Education .....	81

ORSEA JOURNAL .....	81
Kioo cha Lugha .....	82
Mulika Journal.....	83
Kiswahili .....	83
University of Dar es Salaam Library Journal .....	84
Tanzania Economic Review .....	84
Nyerere Law Journal .....	85
Papers in Education and Development .....	85
Tanzania Journal of Sociology .....	86
Tanzania Journal of Development Studies .....	86
The Eastern African Law Review .....	87
Tanzania Journal of Science .....	87
Studies in the African Past .....	88
Utafiti Journal.....	88
Tanzania Journal for Population studies and Development .....	89
Journal of the Geographical Association of Tanzania .....	89
Tanzania Zamani.....	90

*Message from*

# The Chancellor



**Dr. Jakaya Mrisho Kikwete**  
**Chancellor**  
*Fourth President of the  
United Republic of Tanzania*

**T**he University of Dar es Salaam is the pioneer University in the country. It has occupied the enviable position of molding the cream of the human capital and leadership of this country and the region and has consequently been a think tank of our nation. With the history dating back to the early years of our independence, this University is best placed to continue to be the leading university in training of our youths and continue to become a leading think tank of the nation.

The University has continued to make strides in expanding its enrolment expanding programmes, improving its curricula and infrastructure to match the increasing numbers of both undergraduates and postgraduates as well as putting more emphasis in both basic and applied research.

Our success as an institution are due to the unwavering support that we receive from the Government of Tanzania as well as our research development partners. We are grateful for this generous support and it is our sincere hope that through this support, our University will continue to offer unparalleled high quality education to our citizens and the globe to bridge the gap in human resource requirement.

# The Chairperson

*of the UDSM Council*



**Mr. Peter J. Ngumbulu**

**F**or more than ten years now, I have continually been part of the University of Dar es Salaam's successes and I have continue to witness the growth of the University. The University has continued to maintain its competitive edge in training and research in the country and the region. The University has systematically started to implement her Vision 2061 in regard to the provision of higher education in the country. The University of Dar es Salaam has been the most respected tertiary institution in the country and beyond which continues to attract talented students and staff from the whole world. Such recognition was again evident at the 2016 Dar es Salaam

International Trade Fair during which the University again won the 1st Winner Prize in the Universities, Research and Consultancy category in the country.

This annual report reveals the great efforts the University continues to make in the process of performing its core functions namely training, research & innovations, and public service.

Finally, I kindly reaffirm the University's commitment to serving our nation through training the human resource capital and thus request our partners as well as the general public to continue supporting the University in its endeavour to become a globally recognized centre of excellence in teaching, research and public service. research and public service.

Message from

# The Vice Chancellor



**Prof. Rwekaza S. Mukandala**  
(Vice Chancellor )

**I**t is my great pleasure to present the 2016/2017 University of Dar es Salaam Annual Report. The report reflects the great efforts made by all the University's stakeholders, especially the fellow members of staff, students and our Development Partners, and it is to them that I dedicate it.

During the year, the University continued to establish itself as the pinnacle of higher education in Tanzania and in the region by establishing new demand-driven programmes at both undergraduate and postgraduate levels. The University has slowly but surely continued to re-invent itself into a comprehensive institution that offers higher

education in all major fields of knowledge. Further to this, in keeping with its decision to put emphasis on knowledge creation, new postgraduate programmes have been introduced as a way of establishing the UDSM as a postgraduate-centred University. This is an important step in ensuring that UDSM maintains an internationally recognized status as a research University.

During this year, the University also made major accomplishments in infrastructure development, especially with regard to construction of new buildings. Completion of brand new laboratories, office accommodation buildings and major renovations on existing buildings has allayed the long-term shortage of space for academic activity and brought a new and refreshing scenery at the main campus. Meanwhile, the University continued to recruit new academic and administrative/

technical staff, thanks to the continued support of the Government of Tanzania in ensuring that the University meets its critical human resources needs. We also sincerely appreciate the support received from our Development Partners who have continued to play a great role in infrastructure development, research and innovation. May I also wish to thank the Government, development partners and all key stakeholders and in particular all staff of the university of Dar es Salaam for the co-operation and dedication which resulted to all these achievements. As I look forward to finish my tenure this year in December 2017, I wish to urge all staff members to continue giving support to the coming Vice Chancellor in order to make the university to strive even further.

Finally, I wish to express my sincere gratitude to fellow employees of the University of Dar es Salaam whose unwavering dedication and support resulted to the achievements presented in this Annual Report which will be my final report as the Vice Chancellor of the University, which I am humbly grateful to present.



# GOVERNANCE

**T**he University of Dar es Salaam (UDSM) is a Public University and the oldest higher learning institution in Tanzania. UDSM was established in 1961 as an affiliate college of the University of London. UDSM derives its mandate from the University Act No. 7 of 2005 and is governed by the University Charter, through the University Council and the Senate.

## ***University Charter***

The University of Dar es Salaam was established under the University Act, 1970 now repealed by the University Act, 2005 and is governed by the University Charter 2007. The provisions for establishment and functions of the University, administration, appointments of officials, powers and rules governing the University administrative bodies and staff members are all stipulated in the University Charter 2007.

## ***University Council***

The Council is the University's highest governing body responsible for ensuring that the University operates smoothly. It approves the University's key policies and plans pertinent to its three core functions: teaching, research and public service. In that connection, the Council makes sure that the University always maintains high standards in the three core areas mentioned above. To ensure that UDSM does this, the Council reviews its performance from time to time. It also appoints persons to various leadership positions in the University. The University Council is composed of the Chairperson who is the appointee of the President and 15-20 members, 75% of whom are drawn from outside the University. During the year under review, the University Council was composed of 19 members. The provisions for appointment to the University Council are provided in the University Charter 2007.

## ***University Senate***

The Senate is the principal decision making organ in all academic matters of the University. The Senate is responsible to the Council for the academic work of the University in teaching, research, consultancy and knowledge transfer. The Senate is also responsible for the regulation and superintendence of the education of the students of the University. The Vice Chancellor is the Chairperson of the Senate while members are the Principals of the Constituent Colleges, Principals, as well as Deans and Directors of the teaching units.

# COUNCIL MEMBERS FOR THE TRIENNIUM 2015/2016 – 2017/2018



Mr. Peter J. Ngumbullu  
Chairman of the Council



Hon. Judge J. S. Warioba  
Vice Chairman of the  
Council



Prof. R. S. Mukandala  
Vice Chancellor



Prof. Gerald C. Moncla  
Appointee of CVCPT



Amb. Ami R. Mpungwe  
Appointee of the  
Chancellor



Amb. N. A. Kuhanga  
Appointee of the Council



Prof. Martha Qorro  
Appointee of the Senate,  
UDSM



Mr. Lawrence Mafuru  
Appointee of The  
Treasury Registrar



Prof. J. K. Shija  
Appointee of the  
Chancellor



Prof. Y. D. Mgayu  
Appointee of the  
Chancellor



Mrs. Rose M. Lugembe  
Appointee of the  
Chancellor



Dr. Zakia M. Abubakar  
Appointee of the  
Rev. Government of  
Zanzibar



Dr. Ally Bashiru  
Appointee of UDASA




Mr. Leon Erasmi  
Appointee of DARUSO  
PRESIDENT



Ms. S. J. Mshangama  
Appointee of DARUSO  
VICE PRESIDENT



Eng. Joyce E. Kisamo  
Technical Advisor  
Oil and Gas Advisory  
Bureau, President's Office



Mr. Salifius Mligo  
Appointee of THTU



Ms. Jacqueline Woiso  
Appointee of the  
Chancellor



Prof. P. J. Kabudi  
Corporate Counsel and  
Secretary to Council

# University Administration and Management

The Chancellor is the Head of the University and the Vice Chancellor is the Chief Executive Academic and Administrative Officer. The latter is assisted by three Deputy Vice Chancellors namely, the Deputy Vice Chancellor (Academic), Deputy Vice Chancellor (Administration) and Deputy Vice Chancellor (Research).

## University Administration



**Dr. Jakaya Mrisho Kikwete**  
(Chancellor)

# University Management



**Prof. Rwekaza S. Mukandala (Vice Chancellor)**



**Prof. David A. Mfinanga  
(DVC-Administration)**



**Prof. Florens D. A. M.  
Luoga  
(DVC-Academic)**



**Prof. Cuthbert Z. M.  
Kimambo  
(DVC-Research)**

## ACADEMIC AND ADMINISTRATIVE UNITS

During this reporting period i.e. 2016/17, the academic structure of the University continued to consist of Colleges, Schools, Institutes, Departments, Centres and Bureaus, whereas the administrative structure consisted of Directorates, all charged with a variety of operational, administrative and coordinating functions.

### Constituent Colleges

The UDSM has two constituent colleges of education namely:

- Dar es Salaam University College of Education (DUCE), located in Dar es Salaam about 24 kilometres from the Mwalimu Julius K. Nyerere Mlimani Campus;
- Mkwawa University College of Education (MUCE), located in Iringa Municipality about 500 kilometres from Dar es Salaam.

### Campus Colleges

The UDSM has six campus colleges at the Mlimani Campus, namely;

- College of Agricultural Sciences and Fisheries Technology (CoAF)
- College of Engineering and Technology (CoET)
- College of Humanities (CoHU)
- College of Information and Communication Technologies (CoICT)
- College of Natural and Applied Sciences (CoNAS)
- College of Social Sciences (CoSS)

### Schools

During the period, the UDSM had Five schools as follows:

- School of Education (SoEd)
- School of Health Sciences (SoHS)
- University of Dar es Salaam Business School (UDBS)
- University of Dar es Salaam School of Law (UDSoL)

- School of Journalism and Mass Communication (SJMC), located in Mikocheni area in Dar es Salaam about 7 kilometres from the Mwalimu Julius K. Nyerere Mlimani Campus.

## **Institutes**

During the year 2016/17, there were five specialized academic Institutes at UDSM, namely:

- Institute of Development Studies (IDS)
- Institute of Kiswahili Studies (IKS)
- Institute of Marine Sciences (IMS)
- Institute of Resource Assessment (IRA)
- Confucius Institute at UDSM (CI-UDSM).

## **Directorates, Centres, Bureaus, Major Service Units, and Companies**

In addition to the Colleges and Schools, UDSM had nine Directorates, nine Centres, four Bureaus, four Service Departments and one Company, as listed below:

### **Directorates**

Directorate of Human Resources and Administration  
 Directorate of Planning Development and Investment  
 Directorate of Internationalisation, Convocation and Advancement  
 Directorate of Postgraduate Studies  
 Directorate of Undergraduate Studies  
 Directorate of Research and Publication  
 Directorate of Public Services  
 Directorate of Innovation and Entrepreneurship  
 Directorate of Social Services

### **Centres**

Centre for Climate Change Studies (CCCS)  
 Centre for Continuing Education (CCE)  
 Centre for the study of Forced Migration (CSFM)  
 Centre for Virtual Learning (CVL)  
 University of Dar es Salaam Entrepreneurship Centre (UDEC)  
 Technology Development and Transfer Centre (TDTC)  
 UDSM Gender Centre  
 Tanzania–German Centre for Eastern  
 African Legal Studies



## **Bureaus**

University Consultancy Bureau (UCB) under the Directorate of Knowledge Exchange  
Quality Assurance Bureau (QAB)

Bureau for Industrial Co-operation (BICO) under the College of Engineering and  
Technology

Bureau of Educational Research and Evaluation (BERE) under the School of  
Education

## **Major Service Units**

Dr. Wilbert Chagula University Library

Directorate of Estates

University of Dar es Salaam Health Centre

Dares Salaam University Press (DUP)

## **Companies**

University of Dar es Salaam Computing Centre (UCC) Limited

## ACADEMIC ACTIVITIES

**D**uring the reporting period 2016/17, the University continued to fulfill its core missions by offering quality training at both undergraduate and postgraduate levels through various academic programmes (see Appendix 1). Teaching and learning activities were implemented using the academic units in constituent colleges, campus colleges, schools, institutes and directorates. The key academic activities carried out are detailed hereunder.

**Table 1: Enrolled undergraduate students at UDSM as per academic unit for 2016/2017**

Academic	First Year			Second Year			Third Year			Fourth Year			Grand Total			% F
Unit	F	M	Total	F	M	Total	F	M	Total	F	M	Total	F	M	Total	
CoAF	66	146	212	60	182	242	0	0	0	0	0	0	126	328	454	28
CoET	119	515	634	101	364	465	96	367	463	76	357	433	392	1603	1995	20
CoHU	322	520	842	208	574	782	296	507	803	0	0	0	826	1601	2427	34
CoICT	33	142	175	63	176	239	54	197	251	22	88	110	172	603	775	22
CoNAS	118	224	342	104	231	335	88	160	248	9	49	58	319	664	983	32
CoSS	605	664	1269	523	625	1148	532	618	1150	0	0	0	1660	1907	3567	47
IDS	66	29	95	13	11	24	0	0	0	0	0	0	79	40	119	66
IKS	21	16	37	10	13	23	16	18	34	0	0	0	47	47	94	50

Academic	First Year			Second Year			Third Year			Fourth Year			Grand Total			% F
Unit	F	M	Total	F	M	Total	F	M	Total	F	M	Total	F	M	Total	
LIBRARY	21	12	33	8	13	21	18	15	33	0	0	0	47	40	87	54
DUCE	656	1111	1767	500	1326	1826	491	955	1446	0	0	0	1647	3392	5039	33
MUCE	417	907	1324	311	1118	1429	308	875	1183	0	0	0	1036	2900	3936	26
SoED	199	373	572	140	406	546	143	341	484	0	0	0	482	1120	1602	30
SoHS	22	87	109	24	132	156	0	0	0	0	0	0	46	219	265	17
SJMC	69	79	148	80	65	145	79	41	120	0	0	0	228	185	413	55
UDBS	257	257	514	232	277	509	273	280	553	0	0	0	762	814	1576	48
UDSoL	76	119	195	116	108	224	127	72	199	67	79	146	386	378	764	51
Grand	<b>3067</b>	<b>5201</b>	<b>8268</b>	<b>2493</b>	<b>5621</b>	<b>8114</b>	<b>2521</b>	<b>4446</b>	<b>6967</b>	<b>174</b>	<b>573</b>	<b>747</b>	<b>8255</b>	<b>15841</b>	<b>24096</b>	<b>34</b>
Total																

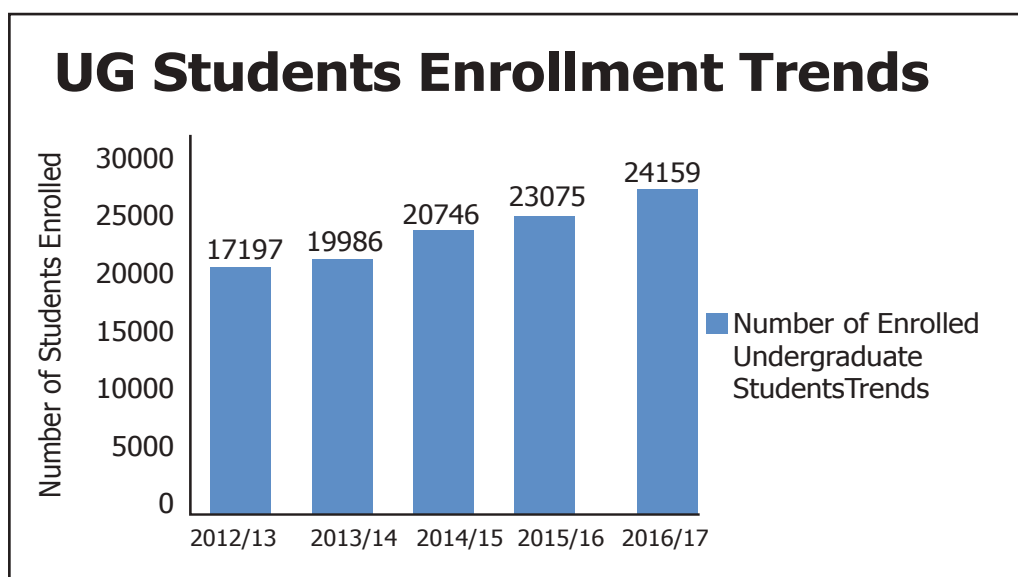
Academic	First Year			Second Year			Third Year			Fourth Year			Grand Total			% F
	Unit	F	M	Total	F	M	Total	F	M	Total	F	M	Total	F	M	
Occa- sional Students	4		4										4		4	
<b>Certificates</b>																
CoHU													0	0	0	0
CoICT			0										0	0	0	0
SJMC	3	6	9										3	6	9	33
UDSoL	18	36	54										18	36	54	33
<b>Grand Total</b>	<b>21</b>	<b>42</b>	<b>63</b>										<b>21</b>	<b>42</b>	<b>63</b>	<b>35</b>
<b>Diplo- mas</b>																
CoHU																
CoICT																
Grand Total	0	0	0	0	0	0	0	0	0	0	0	0	0	0		
<b>Grand Total</b>	<b>3088</b>	<b>5243</b>	<b>8331</b>	<b>2493</b>	<b>5621</b>	<b>8114</b>	<b>2521</b>	<b>4446</b>	<b>6967</b>	<b>174</b>	<b>573</b>	<b>747</b>	<b>8276</b>	<b>15883</b>	<b>24159</b>	<b>34</b>

## Admissions

The University admitted new entrants for undergraduate and postgraduate studies and also registered continuing students. The details of registered students during the period under review (2016/17) were as follows:

### Undergraduate Studies

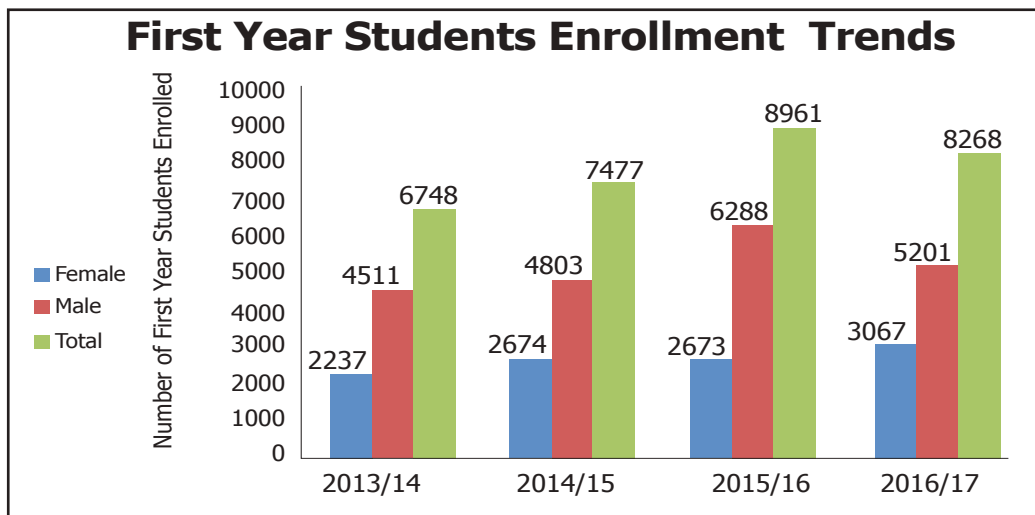
In the year 2016/2017, the University registered a steady increase in the enrolment of undergraduate students, whereby a total of **24,159** students were registered to pursue undergraduate studies in various degree programmes (Figure 1). The students enrolled in the first year for 2016/17 to pursue studies leading to the award of bachelor degrees were **8,268** with female students being **3,067** whereas the male students were 5201 (Table 1 and Fig. 1). This enrolment is an increase of **3%** compared to the previous year 2015/16 which had 8,114 students enrolled (Fig. 1). As shown in Fig. 1, the first year enrolment has been steadily increasing over the last four years. The ratio of female to male first year undergraduate students recorded higher (at 37%) than the last three years which recorded (33%, **36%** and **30%**, in 2013/14 and 2014/15 and 2015/16 respectively see (Fig. 1).



**Fig. 1. First year undergraduate enrolment trends at the University of Dar es Salaam**

As shown in Table 1, out of the **24,096** undergraduate students registered at UDSM in the 2016/17 academic year, **8,255** students (equivalent to 34%) were female. The ratio of female to male undergraduate students has been more or less constant over the last four years (**35%** in 2013/14 and **34%** in 2014/15, 33% in 2015/16 and again 34% in 2016/17). This ratio continues to be low in Sciences and Engineering disciplines (**17%** in Health Sciences, **20%** in Engineering, **22%** in Information Technologies and **32%** in Natural and Applied Sciences). More female students tend to register for Journalism and Mass Communication studies (**55%**), Development studies (**66%**), Laws (**51%**) and Business studies (**48%**).

The number of undergraduate students enrolled into various Bachelor degree programmes at UDSM has steadily increased over the years with 19,986 in 2013/2014, 20,746 in 2014/15 and 23,075 in 2015/16 and 24096 in the academic year 2016/17. This is an increase of **5 %** compared to the previous year’s enrolment (Table 1).



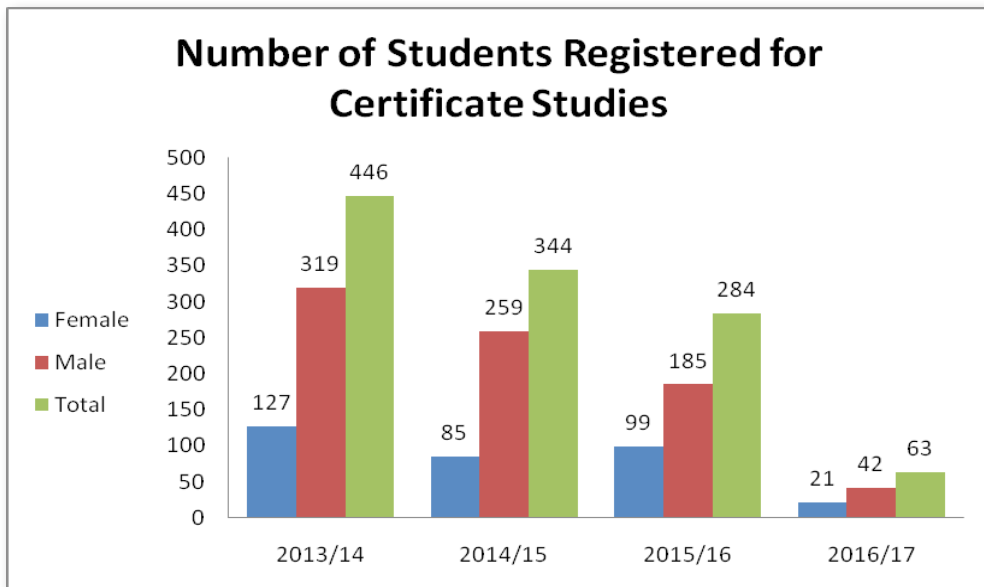
**Fig. 2. Enrolment trends for undergraduate students pursuing studies leading to the award of Bachelor degrees since 2012/13**

The University of Dar es Salaam also offers undergraduate non-degree programmes leading to the award of certificates and diplomas. In the year 2016/17, a total of **63** students (21 female and 42 male) were enrolled into only two certificate programmes out of the four programmes available, compared to 284 students who were enrolled in 2015/16 into the four programmes (Table 1): Certificate in Law (54 students), Journalism and Mass communication (9 students),



Computer Sciences (N/A students) and Cultural Heritage Management and Tour Guidance (N/A). The enrolment data show that there is a continuous decrease of students pursuing studies leading to the award of certificates at UDSM over the last four years (Fig. 4). During the year, Certificate in Laws continued to attract the majority of students (86%) pursuing studies leading to the award of certificates in law at UDSM.

In 2016/17, the UDSM continued to offer two Diploma programmes in Computer Science and Cultural Heritage Management and Tour Guide. However, as shown in Table 1, no students were registered into Diploma programmes during the reporting year. Like in the enrolment of students pursuing certificates, there is a serious issue to note in the enrolment of students pursuing diploma studies at UDSM over the last three years with **138** students enrolled in 2013/14, **89** students in 2014/15 and 74 enrolled in 2015/16. Specifically for the Diploma in Cultural Heritage Management and Tour Guide, TCU conditions caused delays hence the failure to register students.



**Fig. 3. Enrolment trends (4Yrs) for students pursuing studies leading to the award of certificates**

Thus, while data from the undergraduate degree and non-degree registration shows that a total of **23,075** students were registered in 2015/16, in 2016/17 a total of **24,159** students were registered leading to various awards. This

contributes to 3% increase in registered students when compared to 2015/16 where 23,075 were enrolled.

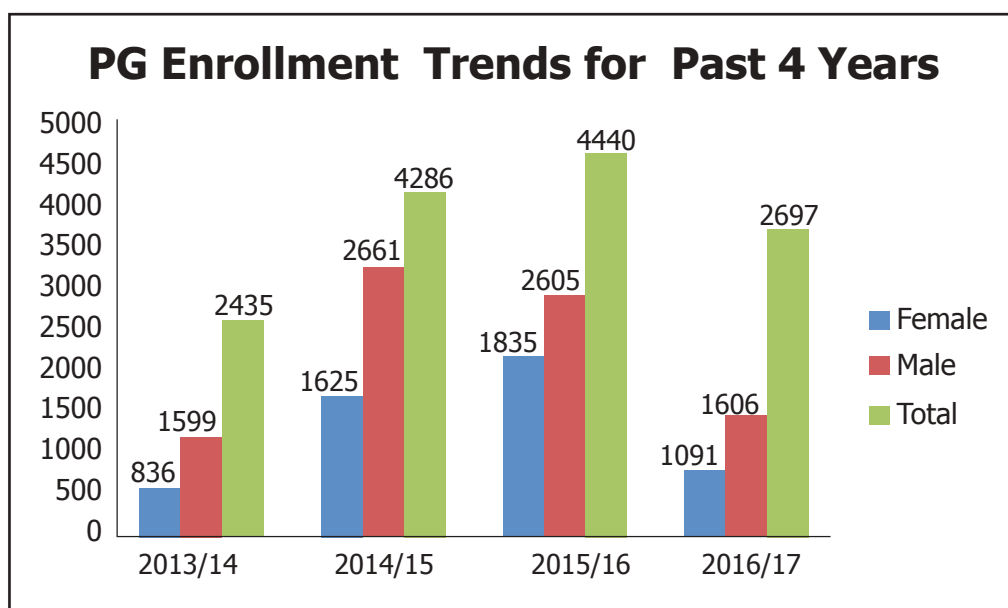
**Postgraduate Studies**

During the period under review, the Directorate of Postgraduate studies registered **1,605** students to pursue postgraduate studies: Postgraduate Diploma (**161**), Masters (**1,256**) and PhD (**188**) degrees. Table 2 shows the newly registered and continuing postgraduate students in the academic year **2016/2017**.

The number of registered postgraduate students in the year 2016/17 shows a declining trend when compared with the previous year’s registration which was **4,440** students. As shown in Fig. 4, there was a drop of enrolment for both Female and Male students. Unlike in the previous year where the increase of school fees affected enrolment, the reasons for the declining trend for the reporting year could have been contributed by the general economic situation in the country.

**Table 2: Registered postgraduate students for the 2016/2017 academic year**

	First Year students			Continuing students			Total			% F
	F	M	Total	F	M	Total	F	M	Total	
Masters	491	765	<b>1256</b>	345	482	<b>827</b>	836	1247	<b>2083</b>	40
PhD	81	110	<b>191</b>	89	173	<b>262</b>	170	283	<b>453</b>	38
Postgraduate Diploma	85	76	<b>161</b>			<b>0</b>	85	76	<b>161</b>	53
<b>TOTAL</b>	<b>657</b>	<b>951</b>	<b>1608</b>	<b>434</b>	<b>655</b>	<b>1089</b>	<b>1091</b>	<b>1606</b>	<b>2697</b>	<b>40</b>



**Fig. 4. Postgraduate students' admission trends in the Past Five Years**

### Graduation

During the reporting period, a total of **5,237** students graduated at the University of Dar es Salaam Main Campus during the 48<sup>th</sup> Graduation Ceremonies, which took place on 12<sup>th</sup>, and 19<sup>th</sup> November, 2016 at the Mlimani City Conference Centre. Furthermore, **1,184** students graduated at DUCE during the 9<sup>th</sup> DUCE graduation which took place on 16<sup>th</sup> November 2016 whereas **958** students graduated at MUCE during the 8<sup>th</sup> MUCE graduation which took place on 26<sup>th</sup> November 2016. Figure 5 provide details of the granduands during the year under review and the past 4 years.

**Table3 (a): Student Output Trends for the past 4 Years**

Year	2013/14			2014/15			2015/16			2016/17		
	M	F	T	M	F	T	M	F	T	M	F	T
Certificates	529	208	737	209	77	286	158	40	198	121	61	182
Diploma	37	29	66	71	46	117	32	6	38	19	42	61
Undergraduate Degree	3658	2355	6013	3586	2365	5951	4143	2112	6255	4043	2073	6116
Postgraduate Diploma	127	49	176	85	70	155	77	72	149	31	32	63
Masters	660	358	1018	460	260	720	499	318	817	552	332	884
PhD	36	6	42	43	20	63	53	13	66	20	53	73
<b>Total</b>	<b>5047</b>	<b>3005</b>	<b>8052</b>	<b>4454</b>	<b>2838</b>	<b>7292</b>	<b>4962</b>	<b>2561</b>	<b>7523</b>	<b>4786</b>	<b>2593</b>	<b>7379</b>

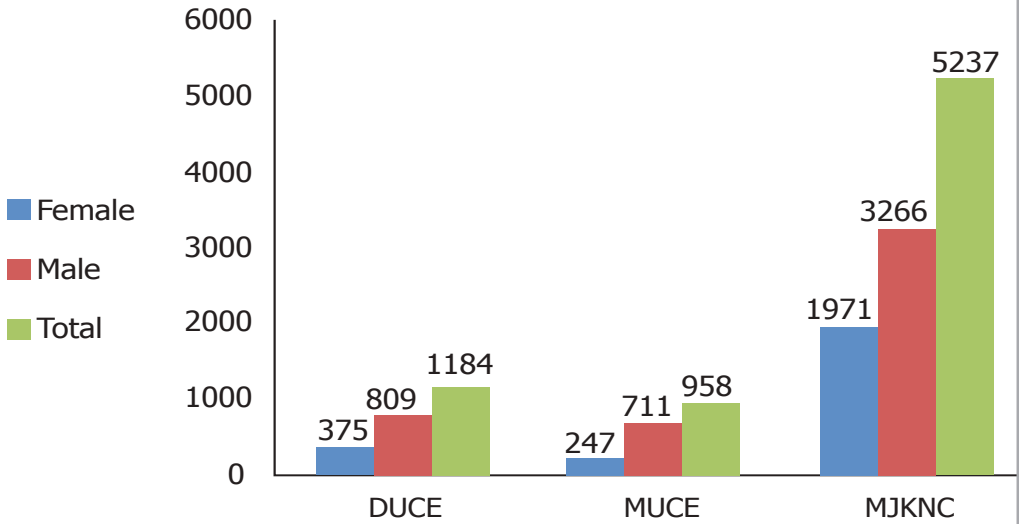
**Table3 (b): Student Output Trends at DUCE for the past 4 Years**

Programme	2013/14			2014/15			2015/16			2016/17		
	M	F	T	M	F	T	M	F	T	M	F	T
B.A. with Education	511	363	874	567	257	824	582	284	866	644	371	1015
B.Sc. with Education	201	35	236	129	38	167	156	37	193	192	42	234
B.Ed. in Arts	17	34	51	54	33	87	25	27	52	16	35	51
B.Ed. in Science	40	34	74	71	21	92	46	27	73	51	21	72
<b>Total</b>	<b>769</b>	<b>466</b>	<b>1235</b>	<b>821</b>	<b>349</b>	<b>1170</b>	<b>809</b>	<b>375</b>	<b>1184</b>	<b>903</b>	<b>469</b>	<b>1372</b>

**Table3 (c): Student Output Trends at MUCE for the past 4 Years**

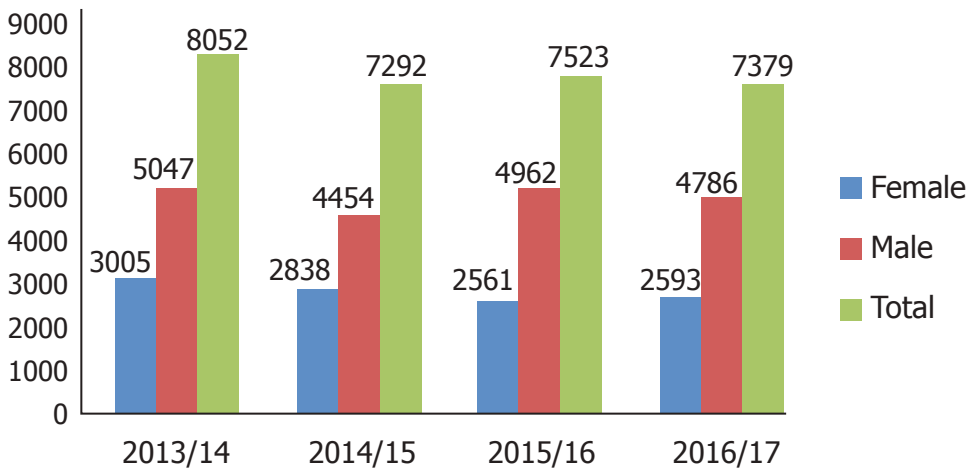
Programme	2013/14			2014/15			2015/16			2016/17		
	M	F	T	M	F	T	M	F	T	M	F	T
B.A. with Education	283	232	515	510	227	737	562	194	756	514	208	722
B.Sc. with Education	107	23	130	81	29	110	98	38	136	217	45	262
B.Ed. in Arts	31	18	49	41	26	67	25	12	37	24	12	36
B.Ed. in Science	29	16	45	54	9	63	26	3	29	58	23	81
<b>Total</b>	<b>450</b>	<b>289</b>	<b>739</b>	<b>686</b>	<b>291</b>	<b>977</b>	<b>711</b>	<b>247</b>	<b>958</b>	<b>813</b>	<b>288</b>	<b>1101</b>

## Student Output for 2016/17



**Fig. 5. The Number of Graduants at UDSM for the 48<sup>th</sup> Mlimani Campus Graduation in November 2016**

## UDSM Student Output Trends



**Fig. 6. The UDSM Output Trends for the Past 4 Years**

This makes a total of **7,379** students who graduated at UDSM during the reporting period. The number of graduates in the 2016/17 year shows a slight decrease compared to the previous year 2015/16, during which **7,523** students graduated (ref Fig 6). Of those graduated, 73 students received their PhD, Master degrees (**884**), Postgraduate Diploma (**63**), Bachelor Degree (**6116**), Diploma (**61**) and Certificates (**182**). The Bachelor degree contributes to most graduands at the University of Dar es Salaam (82.8%) followed by those graduating with Master degrees (11.9%) whereas Diploma (.83%) and PhD (1%) graduands contribute the least of all graduands (Table 3).

### **Installation of UDSM Chancellor and Graduation Ceremonies**



**Judge Joseph Warioba, the President of the Convocation of the University of Dar es Salaam, installing the new Chancellor H. E. Dr. Jakaya Mrisho Kikwete on 12<sup>th</sup> November 2016. The new Chancellor and former President of the United Republic of Tanzania was appointed by H. E. President Dr. John Pombe Magufuli on 17<sup>th</sup> January 2016.**



**Judge Joseph Warioba President of the Convocation installing the Chancellor H. E. Dr. Jakaya Mrisho Kikwete on 12<sup>th</sup> November 2016**



**The new UDSM Chancellor, H. E Dr. Jakaya Mrisho Kikwete conferring a Honorary Degree to the Former President of South Africa, H. E Thabo Mbeki on 12<sup>th</sup> November 2016**





**A section of graduands waiting for conferment of their postgraduate degrees during the 46<sup>th</sup> graduation ceremony held on 12<sup>th</sup> November 2016.**



**A section of graduands waiting for conferment of their undergraduate degrees during the 46<sup>th</sup> Graduation ceremony held on 19<sup>th</sup> November 2016.**



## **Academic Programmes**

In order to sustain the market demands and to cater for national development requirements with focus to industrialization agenda, the University continued to improve the existing programmes through curriculum reviews as well as designing new ones. During the reporting period, the UDSM Senate at its 331<sup>st</sup> meeting held on 4<sup>th</sup> May 2017 approved 6 new undergraduate degree programmes to be offered in its various Schools and Colleges. The new programmes approved were:

1. Certificate in Sign Language and Interpretation
2. Bachelor of Science in Microbiology (B.Sc. MC) degree Programmes
3. Bachelor of Arts in Education (Chinese and English) degree programme
4. Bachelor of Commerce in Tourism Management (B.Com TM) Programme
5. Bachelor of Science in Molecular Biology and Biotechnology (B.Sc. MBB)
6. Chinese Language Elective Courses (CLEC)

This initiative added to the existing 105 undergraduate degree programmes to make the total of 111 programmes leading to the award of Bachelor's degrees as shown in Appendix I.I.

On the other hand, The Senate Higher Degrees Committee (Postgraduate Studies Board) discussed proposals for six (6) new postgraduate programmes and recommended them for Senate approval. The programmes were subsequently discussed and approved by the 331<sup>st</sup> Senate meeting held on 4<sup>th</sup> May 2017. The approved programmes were:

1. Proposal for Establishment of Postgraduate Diploma in Meteorology (PGD (Met.) Programme
2. Proposal for Adoption of Master of Arts with Education (MAED) Geography Programme
3. Master of Science with Education (MSc. Ed.)
4. Proposal for Establishment of Master of Education (MED) Programme
5. Proposed Curriculum for Ordinary Diploma in Chinese
6. Proposal for the Establishment of the Master of Science in Oil and Gas Engineering (MSc. OGE)

In addition to the above, during the period under review, the University Senate 331<sup>st</sup> meeting held on 4<sup>th</sup> May 2017 approved 14 curriculum reviews as follows:

- 1) Curriculum Review for BA. in Archaeology

- 2) Curriculum Review for BA in Archaeology and History
- 3) Curriculum Review for BA in Archaeology and Geography
- 4) Curriculum Review for BA in History and Political Science
- 5) Curriculum Review for BA in Heritage Management
- 6) Curriculum Review for Diploma in Heritage Management and Tourism
- 7) Curriculum Review for Master of Business Administration
- 8) Curriculum for PhD Programme in Hydrology and Geochemical Modelling
- 9) Curriculum Reviews for the Bachelor of Science in Molecular Biology
- 10) Curriculum Review of the Master of Science in Mathematics Programme
- 11) Curriculum Review of the Master of Arts in Kiswahili Programme
- 12) Curriculum Review of the Doctor of Philosophy (PhD) Programme in Education by Coursework and Dissertation
- 13) Curriculum for PhD Programme in Hydrology and Geochemical Modelling
- 14) Curriculum Review for Master of Business Administration

The reviews and additions of these new postgraduate programmes were in line with the UDSM Vision 2061, which envisages for a postgraduate-oriented University with increased numbers of taught Masters and PhD programmes to address the critical problem of human resource requirements in higher education. During the reporting period, the UDSM offered a total of **73** Taught Master Programmes, **12** Taught PhD Programmes and **16** Postgraduate Diploma Programmes. This is 71% increase in taught PhD programmes compared to the previous year when only 12 taught PhD programmes were available. It should be noted that every academic unit at UDSM offers Master and PhD programmes by thesis. The list of taught postgraduate programmes offered by different academic units at UDSM is in Appendix I.II. Apart from offering bachelor and postgraduate degrees, UDSM also offers 6 non-degree programmes which include 4 programmes leading to the award of certificates and 2 leading to the award of diplomas (Appendix I.III).

### **Awards and Inaugurations**

- (a) The University of Dar es Salaam was awarded the overall **First Winner in Training, Research and Consultancy category** for the third time in a row during the 41<sup>st</sup> Dar es Salaam International Trade Fair (DITF) held at Sabasaba grounds in Dar es Salaam. The University also emerged the **First Overall Winner** of the Trade Fair.



**Guest of Honour H.E. Dr. John Pombe Magufuli , President of the United Republic of Tanzania (2<sup>nd</sup> left, back row), accompanied with the Director of Tan Trade and the top UDSM management in a group photo taken shortly after presenting to UDSM, the 1<sup>st</sup> Winner prize and certificate in Training, Research and Consultancy category during the 41<sup>st</sup> Dar es Salaam International Trade Fair.**

- (b) An award was presented by the Ambassador for Kiswahili in the African Region H. E. Mrs. Salma Kikwete to the outgoing Vice Chancellor UDSM Prof. Rwekaza S. Mukandala in an event held at the University of Dar es Salaam Council Chamber on 1<sup>st</sup> December 2016.



(c) Inauguration of University Hostels named as Dr. Magfuli Hostels Inauguration of the University of Dar es salaam Hostels was held on 15<sup>th</sup> April 2017. A section of the inauguration photo is as provided below.



# PARTNERSHIPS AND COLLABORATION

The University of Dar es Salaam continued to nurture the existing collaborative initiatives and partnerships as well as establishing new ones by signing new Agreements and Memorandum of Understandings (MoUs). Thus, partnerships between UDSM and DAAD, BG, ANTHEI, Sida continued to offer scholarships both in-country and internationally to UDSM academic members. Furthermore, UDSM units continued to collaborate with other units within the University, other universities in the region and the world. During the year a total of 14 agreements were signed and a total of 35 MoUs were also signed. Appendix II provides details of new agreements/MoUs with corresponding particulars for reference.

## HUMAN RESOURCES MANAGEMENT/AND DEVELOPMENT

The human resource at UDSM has continued to increase over the years and thus allowing the University to effectively perform its core mission of teaching, research and public service. During the reporting period, the University had a total of **3,366** members of staff (the data is inclusive of staff from the Main campus, DUCE and MUCE). These include **1,538** members of academic staff, 1,472 administrative staff and 356 Technical staff. This is a slight increase on the **3,161** members of staff (1,580 Academic staff, 1,208 Administrative and 373 Technical staff reported in the year 2015/16).

Of the **3,366** members of staff, **1,154** are female which is equivalent to 34% (Table 4, Fig. 7). This represents an increase of about 205 staff members up from 3,161. The ratio of female to male is higher in Administrative (43%) and Technical staff (34 %) than it is in the academic staff (26%).

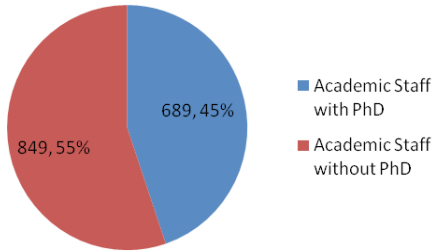
**Table 4: Human resources at UDSM for 2016/17 academic year**

	Female	Male	Total	% Female
<b>Academic staff</b>				
Professors	8	45	53	15
Associate Professors	11	81	92	12
Senior Lecturers	32	155	187	17
Lecturers	98	259	357	27
Assistant Lecturers	180	454	634	28
Tutorial Assistants	69	146	215	32
<b>Total - Academic staff</b>	<b>398</b>	<b>1140</b>	<b>1538</b>	<b>26</b>
<b>Administrative staff</b>	636	836	1472	43
<b>Technical staff</b>	120	236	356	34
<b>GRAND TOTAL</b>	<b>1154</b>	<b>2212</b>	<b>3366</b>	<b>34</b>

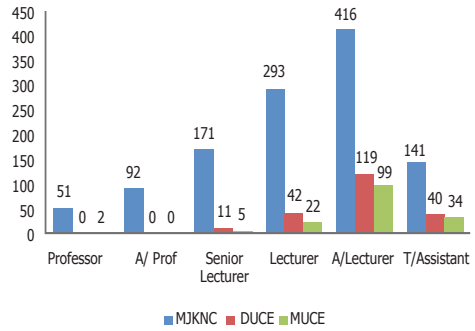
As shown in Table 4, the ratio of female to male academic staff for the year 2016/17 is 26% on average, and it is the lowest in the ranks of Associate Professors (12%) but highest in the ranks of Tutorial Assistants (32%) and Assistant Lecturers (28%). This is attributed to the fact that the recruitment strategies are geared to providing more opportunities for female academic staff at UDSM.

Furthermore, the UDSM human resource data show that out of the 1,538 members of academic staff, 689 are PhD holders (Lecturers to Professors, which is equivalent to 45%) whereas those without PhD (Tutorial Assistants to Assistant Lecturers) are 849 and constitute 55% of the academic workforce at UDSM (Fig. 7). The proportion of the academic staff in the three major campuses of UDSM (Fig. 6) is such that 1,164 are at the Mwalimu Julius Nyerere main campus, DUCE (212) and MUCE (162) whereas the number of administrative staff is 1,121; 242 and 109; respectively. Many technical staff are at the Mwalimu Julius Nyerere main campus (323) whereas DUCE and MUCE have 10 and 23 technical staff, respectively (Fig. 7).

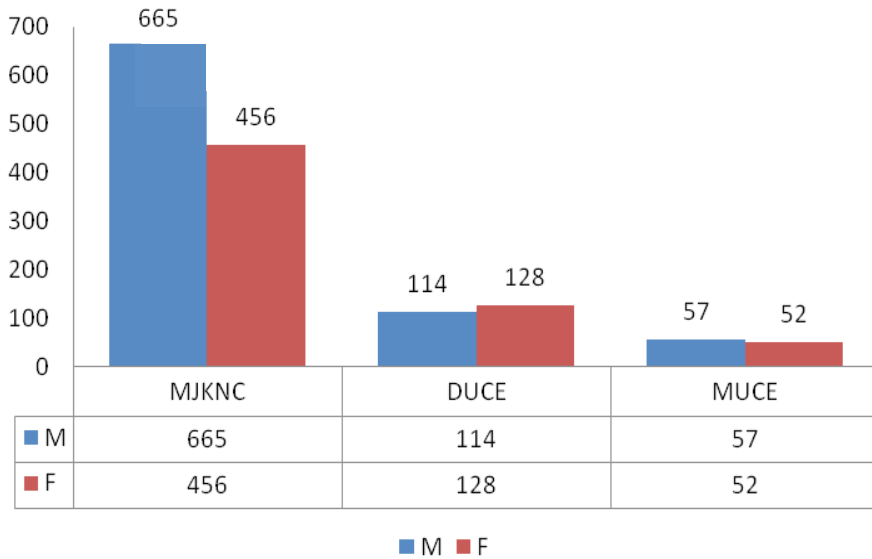
### Academic Staff with and without PhD for 2016/17

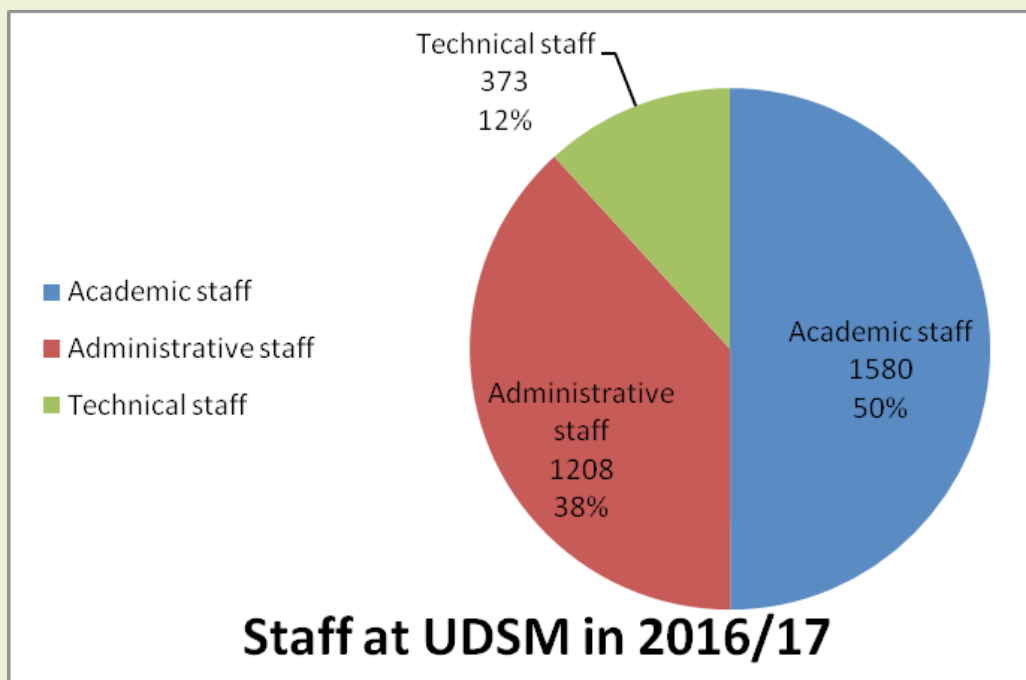


### Distribution of Academic Staff at UDSM



### Administrative Staff by Gender





**Fig. 7. UDSM Human Resource Data for 2016/17**

## **APPOINTMENTS**

*35 Presidential Appointments (starting from the chancellor, minister, directors, deputy directors, permanent secretaries, managing directors, chairpersons and board members of different institutions)*

In the reporting period, the President of the United Republic of Tanzania, H.E. Dr. John Pombe Magufuli made the following appointments to members of the UDSM community:-

- (i) H. E. Dr. Jakaya Mrisho Kikwete was appointed the Chancellor of the University of Dar es Salaam.
- (ii) Prof. Palamagamba Kabudi was appointed Member of the Parliament and subsequently Minister for Legal and Constitutional Affairs
- (iii) Dr. Musa Lulandala appointed as President Assistant for Interpretation, Translation and Documentation.
- (iv) Dr. Oswald J. Mashindano appointed as Treasury Registrar in the Ministry of Finance and Planning.



- (v) Dr. Aloyce S. Hepelwa appointed as Chairman of the Board of Unit Trust of Tanzania – Projects and Infrastructure Development for three years .
- (vi) Dr. John Jingu appointed as Chairman for the National Empowerment Council of Tanzania.
- (vii) Dr. Rashid Adam Tamatamah appointed Managing Director, Tanzania Fisheries and Research Institute.
- (viii) Prof. Yunus D. Mgya appointed as the Director General, National Institute of Medical Research (NIMR).
- (ix) Dr. Tito Esau Mwinuka appointed Acting Managing Director, Tanzania Electric Supply Company Limited (TANESCO)
- (x) Ambassador Nicholas Kuhanga was selected and awarded by University of Victoria Canada Honorary Degree of Education in January 2017.
- (xi) Prof. Yunus D. Mgya appointed member of the Board of National Environmental Management Council (NEMC).
- (xii) Prof. Yan Liu Appointed Counterpart Director of the Confucius Institute.
- (xiii) Prof. Martha Qorro appointed Chairperson of Tanzania Girl Guides Association.
- (xiv) Prof. David A. Mfinanga was appointed Chairman of the Board of Dar es Salaam Rapid Transport (DART).
- (xv) Prof. David A. Mfinanga was appointed Chairman of the Government Procurement Services Agency (GPSA)
- (xvi) Prof. Allen R. Mushi was appointed Co-opted Member of Admission Committee of the Tanzania Commission for Universities (TCU)

5 appointments for the During the reporting period, the President of the United Republic of Tanzania, H. E. Dr. John Pombe Magufuli made the following appointments to members of academic staff:

- i. Dr. Bwire S. Ndazi – Acting Director General, VETA
- ii. Prof. Amos E. Majule – Council Board Member for the Tropical Pesticide Research Institute (TPRI)
- iii. Prof. Wineaster Anderson – Board Member, Tanzania National parks Authority (TANAPA)
- iv. Dr. Aneth Komba – Chairperson of the Board of Teaching and Learning Facilitation

- v. Dr. Matheo L. Isingo – Board Member, Tanzania Engineering and Manufacturing Design Organisation (TEMDO)

**Other Government Appointments**

- (i) Prof. Rwekaza S. Mukandala was appointed Vice Chairman of African Institute for Capacity Development (AICAD)
- (ii) Prof. Shukrani Manyu was appointed Chairman of the Ministerial Advisory Board of the Geological Survey of Tanzania
- (iii) Dr. Nelson Boniface was appointed Member of the Ministerial Advisory Board of the Geological Survey of Tanzania;
- (iv) Prof. Preksedis Ndomba was appointed Principal, Dar es Salaam Institute of Technology
- (v) Dr. Samson Matiko was appointed Director General of National Housing and Building Research Agency
- (vi) Prof. Kennedy Gastorn was appointed General Secretary of the Asian African Legal Consultative Organization (AALCO);
- (vii) Dr. Egid Mubofu was appointed Director of Tanzania Bureau of Standards
- (viii) Prof. Razack Lokina was appointed Member of Board of Tanzania Investments Bank
- (ix) Prof. Hamudi Majamba was appointed Member of the Discussions Team on oil and gas
- (x) Dr. Mugassa S.T. Rubindamayugi was appointed Member of the National Committee on Safe Use of Modern Biotechnology
- (xi) Dr. Hassan Rajabu was appointed Member of a 6-member Commission to inquire into the faults in the TANESCO power generating plants at Somanga Fungo, Nyakato (Mwanza), Kidatu and other places
- (xii) Dr. Haji Semboja was appointed Member and National Facilitator for a newly established Sectoral Technical Committee charged with the responsibility to review the current Land Policy of 1995.
- (xiii) Dr. Ringo Tenga was appointed Member of a special Advisory Committee on Proper Management of Estates
- (xiv) Prof. Tolly S.A. Mbwette was appointed Chairman, National Technical Committee for Applied Science, Engineering and Technology (NASSET)

- (xv) Dr. Ramadhani.S. Mlinga was appointed Director of Infrastructure, President's Delivery Bureau (PDB)

### **University Appointments**

In the reporting period, the Chancellor of the University of Dar es Salaam, H. E. Dr. Mrisho Jakaya Kikwete appointed UDSM members of staff to various positions as follows:

- i. Dr. Margareth S. Kyewalyanga Managing Director, Institute of Marine Science
- ii. Prof. Joseph Buchweishaija to the position of Deputy Principal –Administration of the Dar es Salaam University College of Education (DUCE)

During the same reporting period, the Council Chairman of the University of Dar es Salaam appointed UDSM members of staff to various positions as follows:

- i. Prof. Bonaventure Sylvand Rutinwa - Corporate Secretary Counsel and Secretary to Council

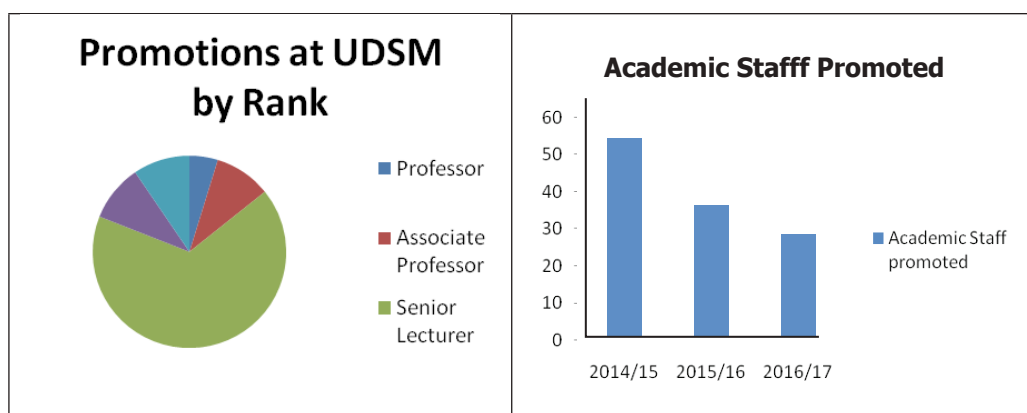
During the reporting period, the Vice Chancellor, Professor Rwekaza S. Mukandala, in exercise of the powers vested upon him under Section 55 of the Universities Act No. 7 of 2005, made the following appointments

i.	Dr. Aloyse Hepelwa	Head, Department of Agricultural Economics and Business
ii.	Dr Mkabwa L.K. Manoko	Head, Department of Agricultural Entomology and Apiculture
iii.	Prof. Patrick J. Makungu	Head, Department of Agricultural Engineering
iv.	Dr. Lilian D. Kaale	Head, Department of Food Science and Technology
v.	Dr. Erasmus Msuya	Head, Department of Foreign Languages and Linguistics
vi.	Dr. Kedmon Mapana	Head, Department of Creative Arts
vii.	Dr. Adolph Mihanjo	Head, Department of Philosophy and Religious Studies
viii.	Dr. Rasul Minja	Head, Department of Political Science and Public Administration
ix.	Dr. Sostenes Materu	Head, Department of Public Law

x.	Dr. Kessy F. Kilulya	Head, Department of Chemistry
xi.	Dr Chacha Mwita	Head, Department of Aquatic Sciences and Fisheries Technology
xii.	Dr Bashiru Ally Kakurwa	Director of Advancement and Convocation
xiii.	Dr. Alexander Makulilo	Principal, College of Social Sciences (CoSS).
xiv.	Prof John Machiwa	Principal, College of Agricultural Sciences and Fisheries Technology (CoAF).
xv.	Prof. Charles Lugomela	Deputy Principal, College of Agricultural Sciences and Fisheries Technology (CoAF).
xvi.	Dr. Pendo Salu Malangwa	Director of Quality Assurance Bureau (QAB).
xvii.	Dr. Liberato Haule	Deputy Director of Quality Assurance Bureau (QAB).
xviii.	Dr. Rose A. Upor	Principal College of Humanities (CoHU).
xix.	Dr Dietrick Kaijanangoma	Associate Dean, School of Journalism and Mass Communication (SJMC)
xx.	Dr. Pancras M.S. Bujulu	Director, Planning, Development and Investment
xxi.	Dr. Lulu Tunu Kaaya	Director International Relations and Convocation
xxii.	Dr. Method Samwel	Acting Deputy Principle Administration DUCE
xxiii.	Dr. John Johnasy Sanga	Director, Human Resource Management
xxiv.	Dr George S. Mwaluko	Head, Department of Mechanical and Industrial Engineering
xxv.	Prof. Yan Liu	Co-Director of the Confucius Institute
xxvi.	Dr Mighanda Manyahi	Deputy Principal, College of Engineering and Technology
xxvii.	Dr Gladness Salema	Deputy Director of Entrepreneurship
xxviii.	Dr Amelia S. Buriyo	Deputy Director, Innovation

## PROMOTIONS

During the reporting period (see Appendix II), 28 members of academic staff were promoted to higher academic ranks by the University Council (one member was promoted from the rank of Associate Professor to Professor whereas another member was promoted from Senior Lecturer to Associate Professor. 14 members were promoted from Lecturer to Senior Lecturer and 2 from Assistant Lecturers to Lecturers after completion of their PhD studies. In addition, 2 Tutorial Assistants were promoted to the rank of Assistant Lecturer and 2 workshop assistants were promoted to workshop instructors upon successful completion of their Master Degrees.



**Fig. 8: Promotions for UDSM members of academic staff for 2016/17 (A) compared to promotions in previous years (B).**

As shown in Appendix III the promotion trends for the last two years follow more or less similar patterns with a major difference being in the rank of Lecturer, where 28 members of academic staff were promoted in 2016/17 compared to 36 in the year 2015/16 and 55 in year 2014/15. Compared to last year, the number of promoted staff has decreased by 22% this year. The percentage of promotions in the rank of Professor has continued to decline (4%) and it is highest in the rank of Lecturer (67% in 2016/17 versus 36% in 2015/16).

## RESEARCH AND KNOWLEDGE EXCHANGE

### Research Projects

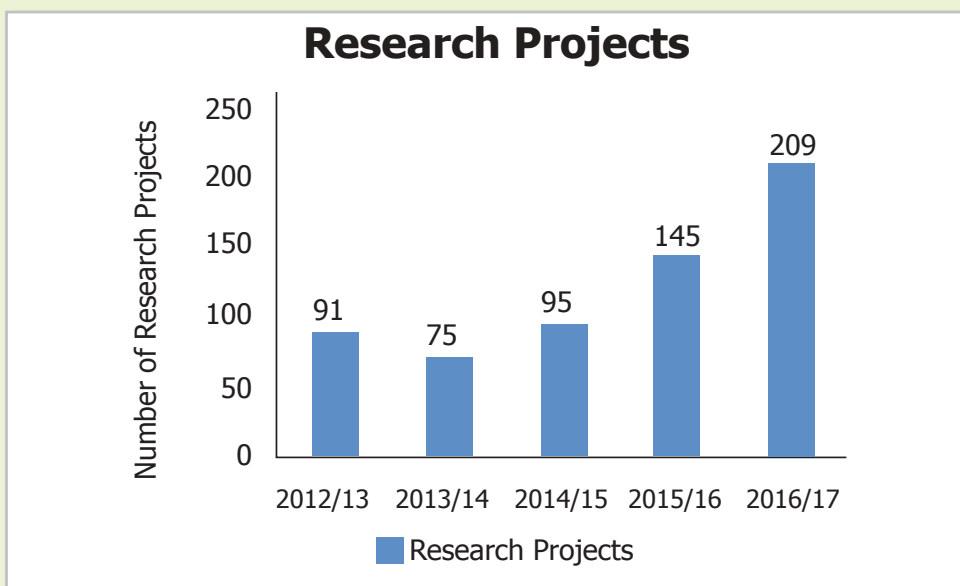
The University of Dar es Salaam continues to strive to attract research funding opportunities from within and outside the country. Research funding opportunities are usually posted onto the University website for easy accessibility by members

of staff. The majority of UDSM research undertakings (more than 90%) continue to rely on donor funding, although the Tanzania Commission for Science and Technology (COSTECH), as well as a few local and foreign companies operating in Tanzania (e.g. STATOIL and BG Group) and government agencies (e.g. TPDC) have recently funded some projects at UDSM. Research Projects at UDSM are coordinated centrally at the Directorate of Research and Publication as well as at College and Departmental levels.

**Table 5. Research projects and publications by various units in 2016/17**

S/N	Academic Unit	Research Projects	Active Journals	Journal Papers	Conference Papers	Research Reports	Books	Chapter Books
1	CoAF	11	0	16	2	1	0	1
2	CoET	23	2	11	10	4	0	1
3	CoHU	10	5	17	0	0	2	1
4	CoICT	8	0	26	4	0	0	1
5	CoNAS	27	2	106	3	0	0	3
6	CoSS	52	14	4	4	6	2	2
7	UDBS	7	4	18	4	0	1	3
8	UDSoL	4	6	2	4	2	0	0
9	SoED	4	2	10	5	0	4	4
10	SoHS	1	0	0	0	0	0	0
11	SJMC	0	0	0	3	0	0	0
12	IDS	3	1	6	0	0	0	1
13	IKS	0	6	14	25	0	7	2
14	IMS	11	0	17	25	12	0	0
15	IRA	22	0	27	0	0	3	0
16	DUCE	15	2	60	1	0	0	0
17	MUCE	11	0	20	4	0	0	0
18	Library	0	2	0	0	0	0	0
	Total	209	46	354	94	25	19	19

As shown in Table 5, during the reporting period; there were 209 research projects being implemented at the University of Dar es Salaam. This is an increase of 44% compared to the previous year when UDSM had 145 research projects



**Fig. 10. Number and Trend of Research Projects at UDSM**

The UDSM-Sida Cooperation Programme 2015-2020 funded by Sida continues to be the largest research project at the University of Dar es Salaam. Over the 5 years of support, the Programme facilitated training of 64 PhD students, 33 Master students and 20 Postdocs with the amount of **SEK 148,896,045** (equivalent to **TZS 37.2 Billion** at the exchange rate of 1 SEK = TZS 250). The Programme also supports the development of 8 new taught PhD and 3 Master programmes, review of 2 existing PhD and 4 Master programmes as well as research management and coordination and the University Library e-resource acquisition for members of the UDSM community. The annual Project Budget for 2016/17 was **SEK 25,868,073** (equivalent to **TZS 6,725,698,980 Billion**) in from which research and publication activities are supported.

The other big project is the European Union funded project in Capacity Building at the University of Dar es Salaam to respond to the sustainable development of the Oil and Gas Sector in Tanzania. This is a 3-year (2015-2018) implemented by UDSM in collaborating with the University of Aberdeen (UoA), UK. The project is funded by the European Union under European Development Fund (EDF) with the total amount of support being **EUR 2,000,000**. The expected results include training of 2 UDSM staff to PhD level and 5 staff members to Master levels in oil and gas related disciplines. Twenty (20) staff members would attend short term training in the UK and 30 training in sustainable development of oil and gas in Tanzania; 30 staff exchanges from Tanzania into European University and 10 vice-versa. The project will also support 20 joint-research projects in oil and

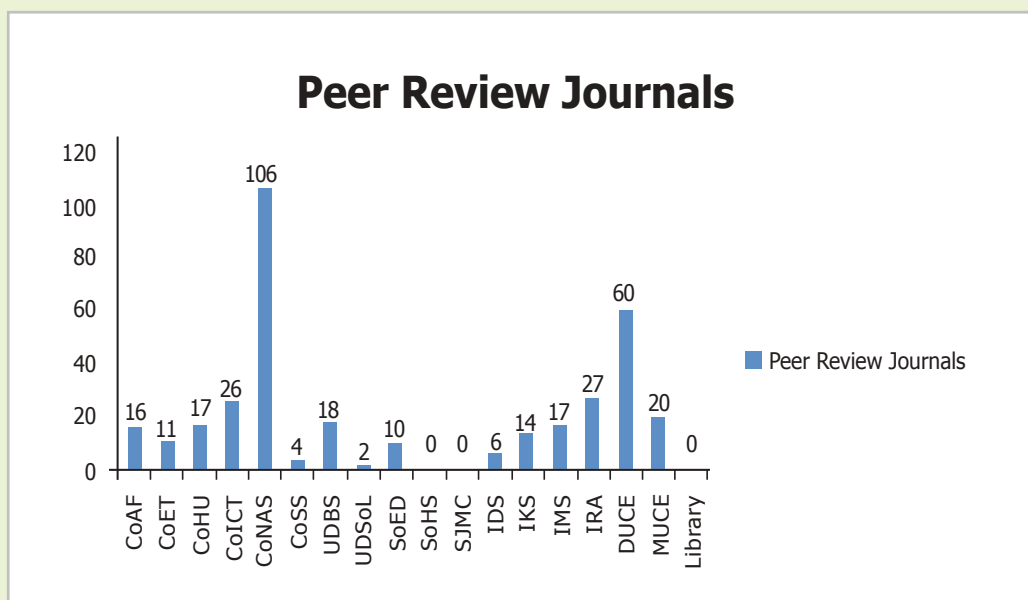
gas research related themes as well as the acquisition of research and training laboratory equipment and books.

During the reporting period, the University members of staff were able to attract funding for new research projects from different organizations including NORAD, USAID, Carnegie of New York, DANIDA, Norwegian Ministry of Foreign Affairs, International Development Research Centre (IDRC) of Canada, Michigan State University (USA), NORHED, Volkswagen Foundation, University of Edinburgh, The EU Framework Programme for Research and Innovation HORIZON 2020, Economic and Social Research Council of the UK, WIOMSA, COSTECH, Ministry of Environment: National Institute of Biological Resource, The Republic of Korea, Swedish Research Council, The Lever Hulme – Royal Society Africa, Royal Society-DFID, NORAD/ STATOIL, etc.

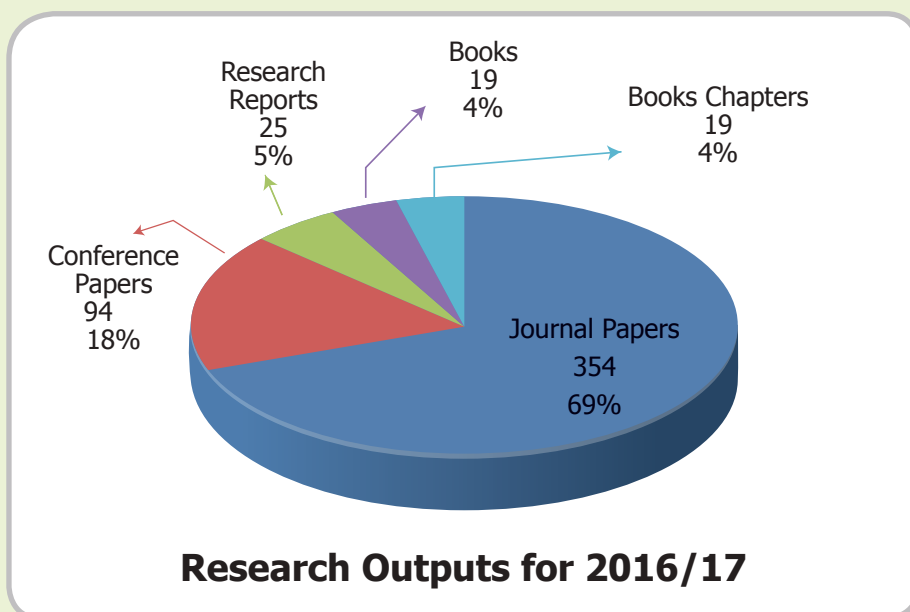
### Publications

UDSM researchers publish their research findings in local and international peer reviewed journals, conference proceedings, books and book chapters. During the reporting period, UDSM maintained a total of 46 journals hosted in various academic units (Table 4). The College of Social Sciences has the highest number of journals (14) followed by the University of Dar es Salaam School of Law (6) and the Institute of Kiswahili Studies (6).

Despite having more research projects in 2016/17 (209) compared to 145 in 2015/16, the number of peer reviewed journal papers increased from (337 in 2015/16 to 354 in 2016/17 (Table 5).



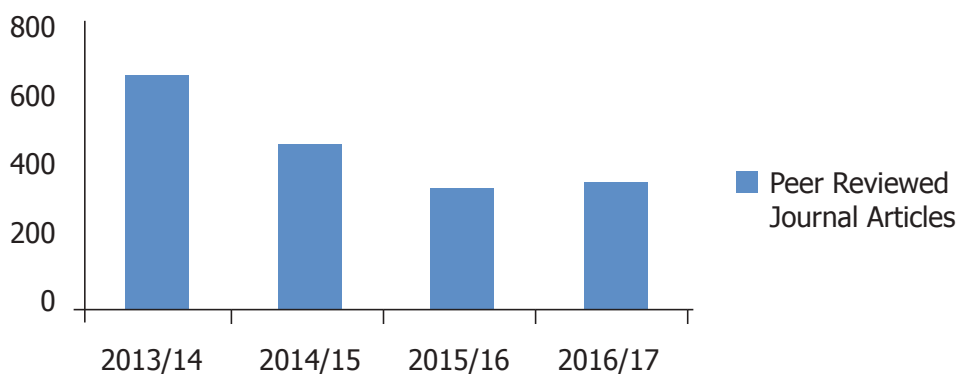




**Fig. 10: UDSM research publications output in 2016/17**

As shown in Fig. 10, most of the UDSM research outputs was in terms of publications in peer reviewed journal papers, which contribute 62%. In terms of book publishing, during the year under review, a total of 19 books were published compared to only 9 books published in 2015/16. Book chapters (4.6%) and Research Reports (3.9%) are seldom published. Compared to the previous years, there has been some progress in the overall research output in terms of publications (Fig. 11). This year under review, a total of 354 journal papers were published compared to 659 in 2013/14, , as well as 461 in 2014/15 and 337 in 2015/16. As noted in the table, the College of Natural and Applied Sciences has continued to lead by a greater margin in terms of Journal papers published. Total number of Journals papers published were 106 contributing to about 41% of all the journal papers published at UDSM in year 2016/17.

## Peer Reviewed Journals Articles



**Fig. 11: UDSM Peer reviewed journal papers published for the past four years**

### The University Research Week

The University of Dar es Salaam developed the concept of the Research Week in 2014. In this concept note, the Research Week is envisaged to be the platform of dissemination to the public and stakeholders by the UDSM researchers and students. The Research Week provisions are such that it will be staged at two levels: the Unit level in March of each year and the University level in May of each year. The Research Week is also the time to recognize the efforts of researchers by giving awards to the best research projects, as well as individuals who excel in research and publications activities.

During 2016/2017 academic year, the University staged the third Research Week at the unit level from 23<sup>rd</sup> to 25<sup>th</sup> March, for the Mwalimu Julius Kambarage Nyerere Mlimani Campus, and DUCE, and 30<sup>th</sup> to 31<sup>st</sup> March for MUCE and the Institute of Marine Science (IMS). The units which participated in the exhibitions and symposia included CoAF, CoET, CoHU, CoICT, CoNAS, CoSS, UCC, UDBS, UDSol, SoED, Dr.WC UDSM Library, IDS, IKS, IMS, IRA, DUCE, and MUCE. From these participating units, more than 122 research projects, products and services were displayed.

The University Level Research Week was conducted from 10<sup>th</sup> .to 12<sup>th</sup> May 2017 at Nkrumah Hall, Mwalimu Julius K. Nyerere Mlimani Campus. It involved exhibitions by the top three winners from the academic and research units across the uUniversity. The theme of this year's Research Week was “ **Research towards**

**Industrialization and Middle Economy for Tanzania”**. The opening ceremonies were officiated by the Hon. Dr. Philip Mpango (MP), Minister for Finance and Planning, United Republic of Tanzania (ref fig 12). The event was closed by H.E Roeland Van De Geer, the Head of Delegation of the European Union as portrayed in Figure 13.



**Figure 12: Official Opening of the 3rd UDSM Research Week: Left: the Guest of Honour, Honourable Dr. Philip Mpango (MP) - Minister of Finance and Planning; Right: Professor Florens Luoga-Acting Vice Chancellor (Academics), representing the Vice Chancellor**



**Figure 13: The climax of the 3rd UDSM Research Week 2017; from Left; Prof. Cuthbert Z. M. Kimambo – Deputy Vice Chancellor (Research), H. E. Roeland Van De Geer -, the Head of Delegation of the European Union, Guest of Honour, and Prof. Florens D. A. M. Luoga, Acting Vice Chancellor**



**Fig 14: The UDSM Choir entertaining the opening ceremony of the 3rd UDSM Research Week 2017**

During this year’s research week, the top three winners from each category from the unit level Research Week and some of the invited projects were involved in the exhibitions. The research projects that won the third University Research Week Awards were as follows:

**Category: Research Group that Attracted Large Funds**

- The winner in this category is **Data Lab Tanzania** from **UCC and CoICT** which attracted **USD 3,500,000**

**Category: Researcher that Excelled in Publications**

- In this category, the winner was **Prof. Egid Mubofu**, who published 13 journal articles in 2016.

**Category: Best University of Dar es Salaam Journal**

- In this category, the winner is **KIOO CHA LUGHA** of the Institute of Kiswahili Studies (IKS)

**Category: Best Undergraduate Project/Idea**

- In this category, the three winners were:

Rank	Title	Student	Unit
1 <sup>st</sup>	Designing and Implementation of a System to Distort Images taken by Cameras in Restricted Areas	Mr. Thomas Chang’a	CoICT
2 <sup>nd</sup>	Designing and Implementation of a Micro Controller Home based Automatic System Using Android App/sms through GSM Network	Ms. Diana Mitimngi	CoICT
3 <sup>rd</sup>	Effect of Feeding Frequency on the Growth Performance of N.T. in Laboratory	Mr. Frolence Jovenary	CoAF





**Figure 15: Guest of Honour presenting award to student Florence Jovenary whose project Emerged as the third overall best undergraduate project/ Idea**

## Recognition of Overall Best Researcher

In this category, the three winners were



**Fig 16: Guest of honour presenting award to Dr. Stephen Nyandoro emerged as the second overall best researcher**

Rank	Title	Student	Unit
1 <sup>st</sup>	Effects of Feeding Strategies, Stocking, Densities, and Alternatives feed on Growth of Silver pompano in a Cage Culture System in Zanzibar	Salum S. Hemed	IMS
2 <sup>nd</sup>	Novel Chemistry with Renewable anti-TB, Anti-cancer and Anti Malaria	Dr. Steven Nyandoro and others	CoNAS
3 <sup>rd</sup>	Kutafsiri Nyaraka kutoka Asasi Mbalimbali na Kuunda Istitihi za Kiswahili	Dr. Shani Omari	IKS

## PUBLIC SERVICES AND OUTREACH

The University of Dar es Salaam together with Rotary Club organized a health transformation marathon on 14<sup>th</sup> October 2016



**Fig. 17: The Guest of Honour H. E. Ali Hassan Mwinyi, Former President of the United Republic of Tanzania officiating the start of the Rotary Dar Marathon with the theme of Health Transformation on 14<sup>th</sup> October 2016.**



## NEWS DIGEST

This section highlights the major events and activities that took place during the reporting period of 2016/2017.

### **October to December 2016**

The Department of Physics, University of Dar es Dar es Salaam, Tanzania in collaboration with Materials Science and Solar Energy Network for Eastern and Southern Africa and International Science Programme Uppsala University Sweden, organized a workshop on solar energy materials for Energy Needs in Africa in honor of the late Professor Rogath Kivaisi. The workshop on Solar Energy Materials for Energy Need in Africa, in Honour of The Late Prof. Rogath Kivaisi and 2nd MSSEESA Conference was held from 30th October to 4th November 2017 at Blue Pearl Hotel, Dar es Salaam, Tanzania.



**Fig 20: The Late Professor Rogath Kivaisi**

Southern Africa Mathematical Sciences Association Annual Conference (SAMSA) 20<sup>th</sup> to 23<sup>rd</sup> November 2017 UDSM researchers Dr Fidelis Masao and Dr. Elgidius Ichumbaki reported on: New Laetoli Footprints Show the Species of Lucy was Polygynous



**Fig. 21: UDSM Participation to the 1st Tanzanian Industries Exhibition 2016, that took place at the Mwalimu. Julius. K. Nyerere Trade Fair Ground, Kilwa Road, Dar es Salaam from 7th to 11th December 2016**

The Department of Geography of the University of Dar es Salam conducted a training workshop on GEOGRAPHICAL INFORMATION SYSTEM (GIS) From 23rd to 31st December, 2016



**Figure 22: Hon. Charles Mwijage (MP), Minister of Industry, Trade and Investment listening carefully to explanations from the Head of UDSM pavilion Dr. Mona Mwakalinga during Dar es Salaam International Trade Fair that took place from 28th June to 13th July 2017.**

**April to June 2017**

The University of Dar es Salaam marked the Julius Nyerere Festival Week 2017 with the climax being on 13<sup>th</sup> June 2017. The celebrations were held at Nkhrumah hall

**UNIVERSITY OF DAR ES SALAAM**  
**MWALIMU NYERERE CHAIR IN PAN AFRICAN STUDIES**  
**THE 9<sup>TH</sup> JULIUS NYERERE INTELLECTUAL FESTIVAL**

**NYERERE ANNUAL LECTURE, 2017**  
**PROFESSOR ABDOULAYE BATHILY (SENEGAL)**  
**Title: Africa, Which Way? The Leadership Equation**  
**Date: 13<sup>th</sup> June 2017-10:00 AM**

**GUEST SPEAKER**  
**DR. MAMPHELA RAMPHELE (SOUTH AFRICA)**  
**Title: Re-linking the Politician with Servant Leadership**  
**Date: 14<sup>th</sup> June 2017-11:00 AM**

**GUEST SPEAKER**  
**PROF. PATRICK L.O. LUMUMBA (KENYA)**  
**Title: A call for Hygiene in African Politics**  
**Date: 15<sup>th</sup> June 2017-11:00 AM**

**NKRUMAH HALL – UNIVERSITY OF DAR ES SALAAM**  
**YOU ARE ALL WELCOME**

**Fig. 23: Nyerere Lecturers at the Annual Festival of the Mwalimu Julius Nyerere Professorial Chair in Pan African Studies**

# FINANCIAL STATEMENT

**THE UNITED REPUBLIC OF TANZANIA  
UNIVERSITY OF DAR ES SALAAM FINANCIAL STATEMENTS  
FOR THE YEAR ENDED 30TH JUNE 2017**

## STATEMENT OF FINANCIAL POSITION

ASSETS	Notes	30-Jun-2017	30-Jun-2016	30-Jun-2017	30-Jun-2016
		TZS '000	TZS '000	TZS '000	TZS '000
<b>Current assets</b>		<b>CONSOLIDATION</b>		<b>UNIVERSITY</b>	
Cash and cash equivalents	6	37,704,584	25,683,575	37,190,853	25,353,903
Receivables and prepayments	7	19,121,401	24,253,009	17,519,697	22,391,026
Inventories	8	1,612,553	1,547,863	1,138,350	1,155,239
Financial Assets - Held to Maturity	9	951,856	15,604,087	917,332	15,247,713
		<b>59,390,394</b>	<b>67,088,534</b>	<b>56,766,232</b>	<b>64,147,881</b>
<b>Non-current assets</b>					
Financial Assets - Held for Sale	10	8,000	8,000	8,000	8,000
Investment properties	11	-	-	1,324,399	965,013

Property, plant and equipment	5	166,279,787	161,354,507	165,732,587	160,779,560
Intangible assets	12	68,959	71,995	17,646	17,646
		<b>166,356,746</b>	<b>161,434,502</b>	<b>167,082,632</b>	<b>161,770,219</b>
<b>TOTAL ASSETS</b>		<b>225,747,140</b>	<b>228,523,036</b>	<b>223,884,864</b>	<b>225,918,099</b>
<b>LIABILITIES</b>					
<b>Current liabilities</b>					
Payables and accruals	13	5,580,186	5,061,147	4,911,941	3,461,354
Long-term borrowings - current portion	14	1,109,132	1,115,128	1,109,132	1,115,128
Employee benefits obligations	17	1,344,257	1,600,666	863,375	1,373,931
Tax payable/(receivable)		-	53,635		
Deferred income (Revenue)	15	4,455,081	4,357,377	3,473,580	3,107,413
		<b>12,488,656</b>	<b>12,187,953</b>	<b>10,358,028</b>	<b>9,057,826</b>
<b>Non-current liabilities</b>					
Long-term borrowings	14	2,063,326	2,519,786	2,063,326	2,520,425
Employee benefits obligations	17	5,591,524	5,591,524	5,553,054	5,553,054
Deferred income (Capital)	16	2,381,387	1,580,833	1,356,873	1,580,833

		<b>10,036,237</b>	<b>9,692,143</b>	<b>8,973,253</b>	<b>9,654,311</b>
<b>TOTAL LIABILITIES</b>		<b>22,524,893</b>	<b>21,880,096</b>	<b>19,331,281</b>	<b>18,712,137</b>
<b>NET ASSETS</b>		<b>203,222,247</b>	<b>206,642,940</b>	<b>204,517,583</b>	<b>207,205,962</b>
<b>NET ASSETS/EQUITY</b>					
Accumulated Surplus / (Deficit)		29,359,091	32,807,853	30,654,427	33,378,815
Revaluation Surplus	18	122,812,061	122,812,061	122,812,061	122,812,061
Fair Value Reserves		3,050	2,700	3,050.00	2,700
Other Reserves	19	51,048,045	51,020,326	51,048,045	51,012,387
<b>TOTAL NET ASSETS/ EQUITY</b>		<b>203,222,247</b>	<b>206,642,940</b>	<b>204,517,583</b>	<b>207,205,963</b>

**THE UNITED REPUBLIC OF TANZANIA**  
**UNIVERSITY OF DAR ES SALAAM FINANCIAL STATEMENTS**  
**FOR THE YEAR ENDED 30TH JUNE 2017**

**STATEMENT OF FINANCIAL PERFORMANCE**

		30-June-2017	30-June-2016	30-June-2017	30-June-2016
		TZS '000	TZS '000	TZS '000	TZS '000
<b>Revenue</b>					
Students' Fees	20	34,285,140	31,040,900	30,420,014	27,606,663
Government Grants	21	73,193,008	80,739,249	73,193,008	80,739,249
Amortization of revenue grants	15	7,217,717	3,704,852	7,217,717	3,704,852
Revenue from exchange transactions	22	8,337,830	18,622,031	5,472,254	16,129,919
Other revenue	24	2,602,246	4,154,961	2,590,456	4,090,799
Gain/(loss) on foreign currency translation	25	434,255	633,443	428,796	633,444
		<b>126,070,196</b>	<b>138,895,436</b>	<b>119,322,245</b>	<b>132,904,926</b>
<b>Expenses</b>					
Wages, salaries and employee benefits	26	86,451,148	82,142,534	83,472,425	79,678,579
Teaching & Consultancy Expenses	27	11,499,230	8,274,564	9,381,576	8,128,541
Supplies and consumables used	28	14,918,026	24,373,663	13,856,542	22,876,104

Maintenance expenses	29	3,976,536	2,810,358	3,874,965	2,769,066
Interest expenses	30	169,956	328,289	143,356	290,141
Other expenses	31	2,123,702	2,171,732	1,540,296	1,106,638
Impairment of receivables	7	2,709,682	225,771	2,645,226	31,345
Depreciation of property, plant and equipment	5	6,518,981	5,028,740	6,450,267	4,779,956
Amortisation of intangible assets	12	3,037	3,037	0	-
		<b>128,370,298</b>	<b>125,358,688</b>	<b>121,364,653</b>	<b>119,660,370</b>
Surplus/(Deficit) Before Tax		(2,300,102)	13,536,748	(2,042,408)	13,244,556
<b>Tax expense</b>	0	0	87,658	-	-
<b>Surplus/(deficit) during the year</b>		<b>(2,300,102)</b>	<b>13,449,090</b>	<b>(2,042,408)</b>	<b>13,244,556</b>



# APPENDICES

## Appendix I: List of Undergraduate and Postgraduates Programmes Offered at UDSM

### A: Undergraduate Programmes

#### Degree Programmes

##### COLLEGE OF HUMANITIES (CoHU)

1. BA in Archaeology
2. BA in Arts and Philosophy and Ethics
3. BA in Arts and Design
4. BA in Film and Television Arts
5. BA in Music
6. BA in Heritage Management
7. BA in Fine and Performing Arts
8. BA in Language Studies
9. BA Literature
10. BA in History
11. BA with Education (shared with CoSS)
12. BA in Education (Chinese and English)
13. BA in Diplomatic and Military History
14. BA in History Cultural Heritage Management

##### COLLEGE OF SOCIAL SCIENCES (CoSS)

15. BA in Anthropology
16. BA in Geography and Environmental Studies
17. BA in Economics
18. BA in Economics and Statistics
19. BA in Political Science and Public Administration
20. BA in Sociology
21. BA in Statistics
22. BA in Psychology
23. Bachelor of Social Work

## **COLLEGE OF ENGINEERING AND TECHNOLOGY (CoET)**

24. BSc in Chemical and Process Engineering
25. BSc in Civil Engineering
26. BSc in Civil and Structural Engineering
27. BSc in Civil and Transportation Engineering
28. BSc in Civil and Water Resources Engineering
29. BSc in Electrical Engineering
30. BSc in Electrical Power Engineering
31. BSc in Electro-Mechanical Engineering
32. BSc in Food and Biochemical Engineering
33. BSc in Industrial Engineering and Management
34. BSc in Mechanical Engineering
35. BSc in Metallurgy and Mineral Process Engineering
36. BSc in Mining Engineering
37. BSc in Textile Engineering
38. BSc in Textile Design and Technology
39. BSc in Petroleum Engineering
40. BSc in Geomatics
41. BSc in Quantity Surveying
42. Bachelor of Architecture

## **COLLEGE OF NATURAL AND APPLIED SCIENCES (CoNAS)**

43. BSc in Actuarial Science
44. BSc in Applied Zoology
45. BSc in Botanical Sciences
46. BSc in Chemistry
47. BSc in Geology
48. BSc with Geology
49. BSc in Engineering Geology
50. BSc General
51. BSc in Microbiology
52. BSc in Molecular Biology and Biotechnology
53. BSc in Wildlife Science and Conservation
54. BSc with Education
55. BSc in Petroleum Geology
56. BSc in Petroleum Chemistry
57. BSc in Meteorology

## **COLLEGE OF INFORMATION AND COMMUNICATION TECHNOLOGIES**

### **(CoICT)**

58. BSc in Computer Science
59. BSc with Computer Science
60. BSc in Electronic Science and Communication
61. BSc in Computer Engineering and Information Technology
62. BSc in Telecommunications Engineering
63. BSc in Business Information Technology (with time it will replace the BSc with Computer Science)

## **COLLEGE OF AGRICULTURAL SCIENCES AND FISHERIES TECHNOLOGY**

### **(CoAF)**

64. BSc in Aquatic Sciences and Fisheries
65. BSc in Beekeeping Science and Technology
66. BSc in Agricultural Engineering and Mechanization
67. BSc in Food Science and Technology
68. BSc in Agricultural and Natural Resources, Economics and Business
69. BSc in Agro Meteorology and Climate Science
70. BSc in Crop Protection
71. BSc Animal Science and Technology
72. Bachelor of Veterinary and Wildlife Medicine
73. BSc in Crop Science and Technology

## **UNIVERSITY OF DAR ES SALAAM SCHOOL OF LAW (UDSoL)**

74. BCom. in Accounting
75. BCom in Banking and Financial Services
76. BCom in Finance
77. BCom in Human Resources Management
78. BCom in Marketing
79. BCom in Tourism and Hospitality Management
80. Bachelor of Business Administration (BBA)
81. BCom Tourism Management

## **SCHOOL OF EDUCATION (SoEd)**

82. BEd in Adult and Community Education
83. BEd in Commerce
84. BEd in Early Childhood Education
85. BEd in Physical Education and Sport Sciences
86. BEd in Psychology

### **UDSM SCHOOL OF LAW (UDSoL)**

- 87. Bachelor of Laws
- 88. BA. in Law Enforcement

### **SCHOOL OF JOURNALISM AND MASS COMMUNICATION (SJMC)**

- 89. BA in Journalism
- 90. BA in Mass Communication
- 91. BA in Public Relations and Advertising

### **SCHOOL OF HEALTH SCIENCES**

- 92. Doctor of Medicine

### **INSTITUTE OF KISWAHILI STUDIES (IKS)**

- 93. BA. in Kiswahili

### **INSTITUTE OF DEVELOPMENT STUDIES (IDS)**

- 94. BA in Development Studies

### **INSTITUTE OF MARINE SCIENCES**

- 95. BSc in Marine Sciences

### **DAR ES SALAAM UNIVERSITY COLLEGE OF EDUCATION (DUCE)**

- 96. BA with Education
- 97. BEd in Arts
- 98. BEd in Science
- 99. BSc with Education

### **MKWAWA UNIVERSITY COLLEGE OF EDUCATION (MUCE)**

- 100. BA with Education
- 101. BEd in Arts
- 102. BEd in Science
- 103. BSc with Education

### **Dr. WILBERT CHAGULA UNIVERSITY LIBRARY**

- 104. BA in Library and Information Studies

## **B: Postgraduate Programmes:**

### **COLLEGE OF AGRICULTURAL SCIENCE IN FISHERIES AND AQUACULTURE (CoAF)**

1. Master of Science in Fisheries and Aquaculture
2. Master of Science in Aquatic Science
3. Master of Science in Food Science and Technology
4. Master of Science in Beekeeping Science and Technology
5. Master of Science in Agricultural Economics and Business
6. Master of Science in Agricultural Engineering

### **COLLEGE OF HUMANITIES (CoHU)**

7. Master of Arts in History
8. Master of Arts in Archaeology
9. Master of Arts in Heritage Management
10. Master of Arts in Fine Arts
11. Master of Arts in Music
12. Master of Arts in Theatre
13. Master of Arts in Linguistics
14. Master of Arts in Literature
15. Master of Arts in Ethics of Governance and Public Service

### **COLLEGE OF SOCIAL SCIENCES (CoSS)**

16. Master of Arts in Geography and Environmental Management
17. Master of Arts in Project Planning and Management
18. Master of Arts in Political Science
19. Master of Arts in Public Administration)
20. Master of Arts in Strategic and Peace Studies
21. Master of Arts in Sociology
22. Master of Arts in Statistics
23. Master of Arts in Demography
24. Master of Arts in Economics
25. Master of Arts in Applied Economics
26. Master of Arts in Information Studies
27. Master of Research and Public Policy (MRPP)
28. Master of Public Health (MPH)
29. Master of Arts in Geographical Information Systems (MSc GIS)
30. Master of Arts in Records and Archives Management (MA-RAM)

## **COLLEGE OF INFORMATION AND COMMUNICATION TECHNOLOGIES (CoICT)**

31. Master of Science in Computer Science
32. Master of Science in Electronics Science and Communication
33. Master of Science in Health Informatics (Evening Programme)
34. Master of Science in Electronics Engineering and Information Technology
35. Master of Science in Telecommunication Engineering
36. Master of Science in Information Systems Management
37. Master of Science in Computer Science and IT Systems Engineering

## **COLLEGE OF ENGINEERING AND TECHNOLOGY (CoET)**

38. Master of Science in Water Resources Engineering, MSc. (WRE)
39. Master of Science in Highway Engineering, MSc. (HE)
40. Master of Science in Structural Engineering, MSc. (STE)
41. Master of Science in Construction Management, MSc. (CM)
42. Master of Integrated Water Resources Management (MIWRM)
43. Master of Integrated Sanitation Management (MISM)
44. Master of Science in Production Engineering, MSc. (PE)
45. Master of Science in Energy Engineering, MSc. (EN)
46. Master of Science in Renewable Energy, MSc. (RE)
47. Master of Engineering Management (MEM)
48. Master of Science in Power Electronics and Electrical Drives, MSc. (PE& ED)
49. Master of Science in Power Systems and High Voltages, MSc. (PS & HV)
50. Master of Science in Oil and Gas Engineering, MSc. OGE
51. Master of Science in Chemical Engineering
52. Master of Science in Electrical Engineering
53. Master of Science in Production Engineering
54. Master of Science in Civil Engineering
55. Master of Science in Transportation Engineering

## **COLLEGE OF NATURAL AND APPLIED SCIENCES (CoNAS)**

56. Master of Science in Chemistry,
57. Master of Science in Applied Botany,
58. Master of Science in Physics,
59. Master of Science with Education,
60. Master of Science in Geology,

61. Master of Science in Petroleum Geology.
62. Master of Science in Mathematical Modelling,
63. Master of Science in Mathematics,
64. Master of Science in Biodiversity Conservation,
65. Master of Science in Applied Zoology,
66. Master of Science in Biotechnology,
67. Master of Science in Molecular Biology,
68. Master of Science in Microbiology
69. Master of Science in Molecular Biology and Biotechnology
70. Master of Science in Biochemistry
71. Master of Integrated Environmental Management

#### **UNIVERSITY OF DAR ES SALAAM BUSINESS SCHOOL (UDBS)**

72. Master of Business Administration (Full time)
73. Master of Business Administration (Evening)
74. Master of Business Administration (Executive)
75. Master of International Trade (MIT)
76. Master of International Business (MIB)
77. Master in Entrepreneurship and Enterprise Development (MEED)
78. Master of Science in International Transport and Logistics (MSc ITL)
79. Master of Finance and Accounting in Oil and Gas

#### **SCHOOL OF EDUCATION (SoED)**

80. Master of Arts in Education (M.A. Education)
81. Master of Arts in Applied Social Psychology (MAASP)
82. Master of Educational Management and Administration (MEMA)
83. Master of Education in Science Education (M.Ed. Science)
84. Master of Arts in Language Education

#### **UNIVERSITY OF DAR ES SALAAM SCHOOL OF LAW (UDSL)**

85. Master of Laws (LL.M.)
86. Master of Arts in Revenue Law and Administration
87. Taught LL.M. in Corporate and Commercial Law
88. Taught LL.M. in Taxation
89. Taught LL.M. in Migration and Refugee Law
90. Taught LL.M. in Procedural Law and International Legal Practice
91. Taught LL.M. in Intellectual Property Law

## **SCHOOL OF JOURNALISM AND MASS COMMUNICATION (SJMC)**

92. Master of Arts in Mass Communication

## **SCHOOL OF HEALTH SCIENCES (SoHS)**

93. Masters in Health Sciences

## **INSTITUTE OF DEVELOPMENT STUDIES (IDS)**

94. Master of Arts in Development Studies
95. Master of Arts in Development Management
96. Master of Arts in Gender Studies

## **INSTITUTE OF KISWAHILI STUDIES (IKS)**

97. M.A. in Kiswahili

## **INSTITUTE OF MARINE SCIENCES (IMS)**

98. Master of Science in Marine Sciences
99. Master of Science in Sustainable Fisheries Management (MSc SUFIM)

## **INSTITUTE OF RESOURCE ASSESSMENT (IRA)**

100. Master of Science in Natural Resources Assessment and Management (MSc. NARAM)
101. Master of Science in Climate Change and Sustainable Development

## **C: POSTGRADUATE DIPLOMAS**

1. Postgraduate Diploma in Law
2. Specialised Postgraduate Diploma in Law
3. Postgraduate Diploma in Engineering Management
4. Postgraduate Diploma in Chemical and Process Engineering
5. Postgraduate Diploma in Environmental Engineering
6. Postgraduate Diploma in Electrical Power Engineering
7. Postgraduate Diploma in Engineering Management
8. Postgraduate Diploma in Microfinance
9. Postgraduate Diploma in Scientific Computing
10. Postgraduate Diploma in Electronics Engineering and Information Technology
11. Postgraduate Diploma in Electronics Engineering and Information Technology in Entrepreneurship and Enterprise Development
12. Postgraduate Diploma in Telecommunications Engineering
13. Postgraduate Diploma in Mass Communication



14. Postgraduate Diploma in Civil Engineering PGD (Eng) with specialization in:
  - a. Water Resources Engineering;
  - b. Structural Engineering;
  - c. Transportation Engineering
15. Postgraduate Diploma in Mechanical Engineering with specialization in:
  - d. Energy Engineering
  - e. Production Engineering
16. Postgraduate Diploma in Education (Offered by SoED, DUCE & MUCE)

**Duration:** 12 months

## **TAUGHT MASTER PROGRAMMES**

### **COLLEGE OF SOCIAL SCIENCES (CoSS)**

1. MA in Public Administration
2. MA in Political Science
3. MA in Strategic and Peace Studies
4. MA in Geography
5. MA in Statistics
6. MA in Economics
7. MA in Demography
8. MA in Information Studies
9. Master of Research and Public Policy
10. MA in Project Planning Management and Evaluation
11. Master of Public Health

### **COLLEGE OF HUMANITIES (CoHU)**

12. MA in Music
13. MA in Theatre
14. MA in Linguistics
15. MA in History
16. MA in Archaeology
17. MA in Fine Arts
18. MA in Heritage Management

### **COLLEGE OF ENGINEERING AND TECHNOLOGY (CoET)**

19. MSc in Water Resources Engineering
20. MSc in Highway Engineering

21. MSc in Structural Engineering
22. MSc in Construction Management
23. Master of Integrated Water Resources Management
24. Master of Integrated Sanitation Management
25. MSc in Production Engineering
26. MSc in Energy Engineering
27. MSc in Renewable Energy
28. Master of Engineering Management (MEM)
29. MSc in Power Electronics and Electrical Drives
30. MSc in Power Systems and High Voltages

#### **COLLEGE OF NATURAL AND APPLIED SCIENCES (CoNAS)**

31. MSc in Chemistry
32. MSc in Physics
33. MSc in Mathematical Modelling
34. MSc in Biodiversity Conservation
35. MSc in Integrated Environmental Management
36. MSc in Petroleum Geology

#### **COLLEGE OF INFORMATION AND COMMUNICATION TECHNOLOGIES (CoICT)**

37. MSc in Computer Science
38. MSc in Health Informatics
39. MSc in Electronics Science and Communication
40. MSc in Electronics Engineering and IT
41. MSc in Telecommunication Engineering
42. MSc in Computer and IT Systems Engineering
43. MSc in Information Systems Management
44. MSc in Computer and Information Technology Systems Engineering

#### **UNIVERSITY OF DAR ES SALAAM BUSINESS SCHOOL (UDBS)**

45. Master of Business Administration (Full Time)
46. Master of Business Administration (Evening)
47. Master of Business Administration (Executive)
48. Master of International Business
49. Master of International Trade
50. Master in Entrepreneurship and Enterprise Development
51. Master in ICT Policy and Regulations.
52. Master of Science in International Transport and Logistics

### **UDSM SCHOOL OF EDUCATION (SoED)**

- 53. MA in Education
- 54. MA in Applied Social Psychology
- 55. MEd in Science Education
- 56. MEd in Management and Administration
- 57. Master of Education in Language Education

### **UDSM SCHOOL OF LAW (UDSoL)**

- 58. Master of Law (LL.M)
- 59. Master of Arts in Revenue Law and Administration
- 60. Taught LL.M. in Procedural Law and International Legal Practice
- 61. Taught LL.M. in Migration and Refugee Law
- 62. Taught LL.M. in Commercial and Corporate Law
- 63. Taught LL.M. in Intellectual Property Law
- 64. Taught LL.M. in Taxation Law

### **SCHOOL OF JOURNALISM AND MASS COMMUNICATION (SJMC)**

- 65. MA in Mass Communication

### **INSTITUTE OF KISWAHILI STUDIES (IKS)**

- 66. MA in Kiswahili

### **INSTITUTE OF RESOURCE ASSESSMENT (IRA)**

- 67. MSc. in Natural Resource Assessment and Management
- 68. MSc. in Climate Change and Sustainable Development

### **INSTITUTE OF MARINE SCIENCES**

- 69. MSc. in Marine Sciences
- 70. MSc in Sustainable Fisheries Management

### **INSTITUTE OF DEVELOPMENT STUDIES**

- 71. MA in Development Studies
- 72. MA in Development Management
- 73. MA in Gender Studies

## **Appendix II: List of Taught Postgraduate Programmes**

### **TAUGHT PhD PROGRAMMES**

74. PhD in Economics
75. PhD in Political Science
76. PhD in Public Administration
77. PhD in Kiswahili
78. PhD in Environmental Sciences
79. PhD in Education
80. PhD in Aquatic Sciences
81. PhD in Operations Research
82. PhD in Applied Marine Sciences
83. PhD in Computer and IT Systems Engineering
84. PhD in Mathematics
85. PhD in Molecular Biosciences

### **Undergraduate Non-Degree Programmes**

#### **COLLEGE OF HUMANITIES (CoHU)**

1. Certificate in Heritage Management and Tour Guidance
2. Diploma in Heritage Management and Tour Guidance

#### **COLLEGE OF INFORMATION AND COMMUNICATION TECHNOLOGIES (CoICT)**

1. Certificate in Computer Science
2. Diploma in Computer Science

#### **SCHOOL OF JOURNALISM AND MASS COMMUNICATION (SJMC)**

3. Certificate in Journalism and Mass Communication

#### **UNIVERSITY OF DAR ES SALAAM SCHOOL OF LAW (UDSoL)**

4. Certificate in Law

## Appendix III: Signed New Agreements and Memorand of Understandings

S/N	REGISTRATION NUMBER	COLLABORATING PARTNER	PARTICULARS
1	GC/UDSM/2016/13 1/12/2016	University of Cape Town (UCT)	Addendum to the sub-grant agreement
2	GC/UDSM/2016/24 16/10/2016	The Universita Degli Studi Di Napoli "L'ORIENTALE"	For extension of 2013 Agreement between parties
3	GC/UDSM/2016/26 5/10/2016	Schlumberger Seaco Inc and Tanzania Petroleum Development Corporation (TPDC)	For amendment to the Collaboration and Donation Agreement
4	GC/UDSM/2017/1	Tanzania Petroleum Development Corporation and Labia John Macdonna	Confidential Agreement for research purposes
5	GC/UDSM/2017/2	Tanzania Petroleum Development Corporation and Shekarata Chonge	Confidential Agreement for research purposes
6	GC/UDSM/2017/3 9/3/2017	Zanzibar Agricultural Research Institute	For enhancing productivity of taro and yams for smallholder farmers in Coastal lowlands of Tanzania and Zanzibar
7	GC/UDSM/2017/4 2/3/2017	The Leuphana University of Luneburg, Germany	For joint academic and scientific activities such as research projects etc
8	GC/UDSM/2017/5 18/4/2017	Freie Universitat Berlin	
9	GC/UDSM/2017/6	Tanzania Petroleum Development Corporation and Aneth Lyaka	Confidential Agreement for research purposes
10	GC/UDSM/2017/9 -/-/2017	University of Twente and 5 Others	Addendum to 2016 TDECB Project agreement
11	GC/UDSM/2017/10 4/5/2017	Tanzania Petroleum Development Corporation and Eunice Jackson	Confidential agreement for research purposes
12	GC/UDSM/2017/14 1/1/2017	Total Tanzania Limited	For developing partnership in educational areas

13	GC/UDSM/2017/29 13/7/2017	The Universitat Bayreuth- Germany	For research program on regional integration
14	GC/UDSM/2017/30 28/2/2017	Sugarcane Research Institute (SRI), Kibaha	For participating in the implementation of the project on “Enhancing Productivity of taro and yams in the Coastal low lands through Micro- propagation Techniques”

### REGISTERED MEMORANDA OF UNDERSTANDING IN THE 2016/2017 ACADEMIC YEAR

S/N	REGISTRATION NO.	COLLABORATING PARTNER	PARTICULARS
1	MoU/UDSM/2016/04 08/02/2017	KTH Royal Institute of Technology, Stockholm, Sweden.	For students Exchange agreement
2	MoU/UDSM/2016/08 15/08/2016	The Associated Colleges of the Midwest, USA	To operate in partnership a program in Ecology and Human origins
3	MoU/UDSM/2016/10 08/09/2016	United Nations Children’s Fund (UNICEF)	For establishment of the innovation Hub and implementation of software development and innovation training programs at COICT
4	MoU/UDSM/2016/11 21/07/2016	Sea Sense	Collaboration for research
5	MoU/UDSM/2016/12 01/12/2016	Capital University Of Economics And Business <i>Beijing, China</i>	Collaboration on various joint academic and educational activities
6	MoU/UDSM/2016/13 17/12/2016	Leibniz Universitat Hannover, Germany	For academic exchange and cooperation
7	MoU/UDSM/2016/14 23/08/2016	MO Dewji Foundation Trust Fund, Tanzania	To provide MoU/ UDSM/2016/04 08/02/1/2017scholarships for high performing un- privileged students admitted at UDSM.
8	MoU/UDSM/2016/15 07/07/2016	The University of Zambia	For collaboration activities in the different areas of education
9	MoU/UDSM/2016/16 24/11/2016	The Prussian Cultural Heritage Foundation	For academic and research cooperation

<b>S/N</b>	<b>REGISTRATION NO.</b>	<b>COLLABORATING PARTNER</b>	<b>PARTICULARS</b>
10	MoU/UDSM/2016/17 1/12/2016	The Busitema University, Uganda	For academic and research collaboration
11	MoU/UDSM/2016/18	Stockholm University	For establishment of A Pan African Centre for mathematics.
12	MoU/UDSM/2017/01 24/03/2017	Tanzania Geothermal Development Company Limited	To foster and develop a mutually beneficial working relationship on geo-science studies
13	MoU/UDSM/2017/02 15/02/2017	Bulyanhulu Gold Mine Limited, North Mara Gold Mine, Pangea Minerals Ltd	To provide field attachment for UDSM students, and exchanging notes and experiences between researchers and staff.
14	MoU/UDSM/2017/03 30/01/2017	The St. Christina Secondary School Tanga	To set formal institutional relationship for teaching of Chinese Language
15	MoU/UDSM/2017/04 25/01/2017	Arusha Technical College	To enhance education and research partnerships in Renewable Energy Research, Training and technology transfer for sustainable socio- economic development
16	MoU/UDSM/2017/05 9/01/2017	School of Music, University of Washington	Collaboration for research, and exchange programs.
17	MoU/UDSM/2017/06 24/01/2017	Mbeya Zonal Referral Hospital (MZRH)	Collaboration for developing MZRH into a teaching hospital and ultimately a constituent college of UDSM
18	MoU/UDSM/2017/07 30/01/2017	King David Primary & Secondary School Mtwara	To set formal institutional relationship for the teaching of Chinese Language
19	MoU/UDSM/2017/08 04/02/2017	The University of Malawi	To advance cooperation in education
20	MoU/UDSM/2017/09 07/02/2017	Wadhvani Operating Foundation	Entrepreneurship Development – Institutional Association MoU

<b>S/N</b>	<b>REGISTRATION NO.</b>	<b>COLLABORATING PARTNER</b>	<b>PARTICULARS</b>
21	MoU/UDSM/2017/10 17/07/2017	The North-West University of South Africa	Academic and Research Cooperation
22	MoU/UDSM/2017/12 13/02/2017	Technical University of Liberec	Academic and Research Cooperation
23	MoU/UDSM/2017/13 06/07/2017	The International Development Law Organization (IDLO)	Strengthening of Legal teaching, training and research
24	MoU/UDSM/2017/14 11/07/2017	Tanzania Electric Supply Company Limited	Research on Management of Electrical Power System Enhanced by Technology
25	MoU/UDSM/2017/15 28/03/2017	Konrad Adenauer Stiftung	Development of Business Journalism training at University
26	MoU/UDSM/2017/17 11/07/2017	Tanzania Electric Supply Company Limited	In Relation to Research on Management of Electrical Power System Enhanced by Technology
27	MoU/UDSM/2017/18 28/09/2017	Tanzania Petroleum Development Corporation And Daniel Charles Rukon	Requesting for data for undertaking research titled "Drilling Fluid Rheology-Simulate and Measured Friction Pressure Loss in Well SS-12 Tanzania"
28	MoU/UDSM/2008/7 28/09/2017	The Carl Von Ossietzky Universitat Oldenburg	Cooperation Research, Exchange of Undergraduate and Postgraduate Students, Exchange of staff, sabbaticals, joint research projects, mutual assistance in establishment of new programmes, exchange of information and publications, organization of conferences and workshops.
29	MoU/UDSM/2017/19 16/10/2017	Kibaha Education Centre (KEC)	Academic Cooperation



<b>S/N</b>	<b>REGISTRATION NO.</b>	<b>COLLABORATING PARTNER</b>	<b>PARTICULARS</b>
30	MoU/UDSM/2017/20 16/10/2017	University Computing Centre	On Preparation and Offering Technical Support Services for A System of Admission and Selection of Applicants to join Various Degree Programmes Tenable at the University of Dar es Salaam (UDSM)
31	MoU/UDSM/2017/21 16/10/2017	Tanzania Veterinary Laboratory Agency	Academic Cooperation
32	MoU/UDSM/2017/22 18/10/2017	Tanzania Prisons Service	Collaboration in training and research
33	MoU/UDSM/2017/23 18/10/2017	Epic Company Limited South Korea	Collaboration in Technology Transfer, staff students exchange, research, consultancy, innovation etc.
34	MoU/UDSM/2017/24 6/12/2017	The University Court of the University of Glasgow	Research collaboration
35	MoU/UDSM/2017/26 17/11/2017	UHAI Productions Ltd	Research, Education and Training

## **Appendix IV: List of Promoted Members of Staff**

### **a) Associate Professors to Professor**

1. Associate Professor David Alfred Mfinanga (M): Department of Transportation and Geotechnical Engineering, College of Engineering and Technology (CoET).

### **b) Senior Lecturer to Associate Professor**

1. Senior Lecturer Dr. Egid Beatus Mubofu (M): Department of Chemistry, College of Natural and Applied Sciences (CoNAS).

### **(a) Lecturer to Senior Lecturer**

1. Dr. Innocent J. Karamagi (M): Department of Economics, College of Social Sciences
2. Dr. Rasul A. Minja (M): Department of Political Science and Public Administration, College of Social Sciences.
3. Dr. Juliana Masabo (F): Department of Public Law, School of Law
4. Dr. Omari K. Mbura (M): Department of Marketing, University of Dar es Salaam Business School.
5. Dr. Neema Mori (F): Department of Finance, University of Dar es Salaam Business School.
6. Dr. Oswald Masebo (M): Department of History, College of Humanities
7. Dr. Kedmon E. Mapana (M): Department of Creative Arts, College of Humanities
8. Dr. Stephen Mabagala (M): Department of Sports and Physical Education, School of Education.
9. Dr. Paul O. Onyango (M): Department of Aquatic Science and Fisheries, College of Agricultural Sciences, and Fisheries Technology
10. Dr. Prosper L. Mfilinge (M): Department of Aquatic Science and Fisheries, College of Agricultural Sciences, and Fisheries Technology
11. Dr. Nuru R. Mlyuka (M): Department of Physics, College of Natural and Applied Sciences
12. Dr. Quintino A. Mgani (M): Department of Chemistry, College of Natural and Applied Sciences
13. Dr. Margaret Emmanuel Samiji (F): Department of Physics, College of Natural and Applied Sciences
14. Dr. Liberato V. Haule (M): Department of Structural and Industrial Engineering, College of Engineering and Technology

### **(b) Assistant Lecturer to Lecturer**

15. Samwel M. Limbu (M): Department of Aquatic Science and Fisheries, College of Agricultural Sciences and Fisheries Technologies
16. Salvatory S. Nyanto (M): History Department, College of Humanities



Dar es Salaam University Press